


# 2002 UNICEF ANNUAL REPORT





# CONTENTS

(Covering 1 January to 31 December 2001)

PLEDGE 'YES' FOR CHILDREN...AND CHANGE THE WORLD	
<i>Message from United Nations Secretary-General Kofi A. Annan</i> . . . . .	2
<i>Message from UNICEF Executive Director Carol Bellamy</i> . . . . .	3
UNICEF IN ACTION . . . . .	4
HEALTHY CHILDREN, HEALTHY SOCIETIES . . . . .	6
TETANUS VACCINES SAVED 15,000 NEWBORNS . . . . .	8
EARLY CHILDHOOD DEVELOPMENT IN 115 COUNTRIES . . . . .	12
GIRLS' ENROLMENT INCREASED IN 21 COUNTRIES . . . . .	14
ADOLESCENTS LEARNED TO IMPROVE THEIR LIVES . . . . .	18
PROTECTION FROM EXPLOITATION AND HARM . . . . .	20
NEARLY 100 MILLION PEOPLE SAID 'YES' FOR CHILDREN (photo essay) . . . . .	22
GEARING UP FOR THE SPECIAL SESSION ON CHILDREN . . . . .	24
THE WORK OF THE NATIONAL COMMITTEES FOR UNICEF . . . . .	26
BUSINESSES RALLIED TO THE CAUSE OF CHILDREN . . . . .	28
CONTRIBUTIONS TO UNICEF INCREASED IN 2001 (finance and administration) . . . . .	30
ENSURING ORGANIZATIONAL EXCELLENCE . . . . .	39
GLOBAL PARTNERSHIPS AND COLLABORATIONS . . . . .	48
UNICEF IS AT WORK AROUND THE WORLD . . . . .	50
INTERNATIONAL CELEBRITY SPOKESPERSONS . . . . .	52
MISSION STATEMENT . . . . .	inside back cover
TABLES AND CHARTS	
<i>Contributions to UNICEF by source</i> . . . . .	32
<i>UNICEF income, 1999-2001</i> . . . . .	32
<i>Country programmes: Funded from regular resources</i> . . . . .	34
<i>Per capita contributions to UNICEF compared with per capita GNI</i> . . . . .	35
<i>Top 20 donors to UNICEF regular resources, 2001</i> . . . . .	37
<i>UNICEF direct programme assistance by priorities, 2001</i> . . . . .	38
<i>Total UNICEF income by source of funding, 2001</i> . . . . .	43

# PLEDGE 'YES' FOR CHILDREN



UNICEF/01.0155/Toucoujji

Today we know better than ever that building a brighter future begins with children – with ensuring that they are healthy, educated, safe and loved. The evidence is abundant. Some studies show that for every dollar invested in a child's development, there is a seven-dollar return for all society.

For 55 years, UNICEF has been at the forefront of the world's efforts on behalf of children, working with governments and civil society partners on a wide range of programmes – from immunization and education to protecting young people from armed conflict and HIV/AIDS. The results, described in this *Annual Report*, illustrate how much can be achieved when commitment and resources are tied to specific targets – such as those contained in the Millennium Development Goals, agreed to by all the world's countries as a blueprint for improving people's lives in the 21st century.

Children are at the heart of these goals. This is as it should be. Our mission in the 21st century is to place people at the centre of everything we do; it must begin with children – those who will take over later in the century. Only if given the best possible start in life can children fully enjoy their childhood and grow up to realize their greatest potential as adults. Only in this way can we achieve a peaceful and more equitable world.

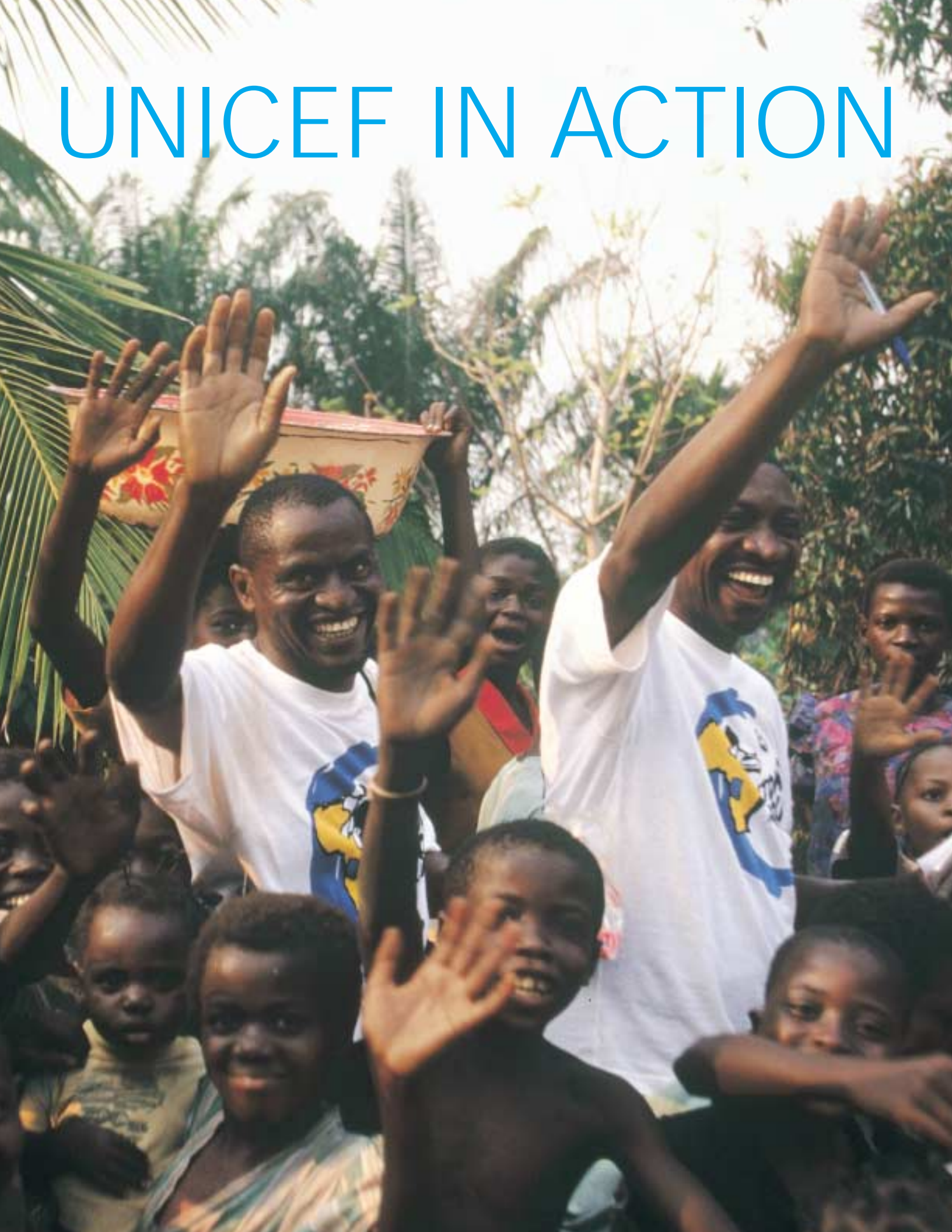
Handwritten signature of Kofi A. Annan.

KOFI A. ANNAN  
Secretary-General of the United Nations





# UNICEF IN ACTION



UNICEF works with partners in 162 countries and territories to ensure that all children can:

Begin life healthy and cared for

Learn what they need to know

Develop to their greatest potential

Be safe from abuse and exploitation

UNICEF and its partners contributed to these achievements in 2001. . .

# HEALTHY CHILDREN,

A child born today has a 1-in-4 chance of being born into poverty – a life of poor health, missed education and increased violence, insecurity and discrimination. Poverty inflicts irreparable damage on young bodies and minds. Nearly 11 million children under the age of five die each year from common illnesses and malnutrition associated with poverty, which undermine the health, abilities and potential of millions more children.

The fight against poverty must begin with improving children's lives. Healthy, educated and socially competent children become adults who create better lives for themselves and drive economic progress. UNICEF works with partners to channel investment and resources into quality health care, nutrition, education, safe water and adequate sanitation. These basic social services – global public goods – have an enormous impact on children's well-being and development.

## MORE THAN 2 MILLION FAMILIES HELPED

In Mozambique, communities are improving malaria prevention and control by linking them with such services as good nutrition and road access. Around 85,000 people are benefiting from these efforts, largely planned and managed by 164 community health councils set up in 2001 with UNICEF support. In malaria-endemic countries worldwide, UNICEF provided families with more than 2.3 million mosquito nets.

Local involvement is also key in other initiatives for children's health and development. In Indonesia, a programme reaching 1.2 million children trains community members in monitoring children's growth as a way to avoid malnutrition. In Armenia in 2001, UNICEF helped introduce the country's first-ever system for gathering information about nutrition at local levels. This Nutrition Surveillance System will feed the data about children and pregnant women to both a National Information Centre and the Ministry of Health to guide policy and programmes.

UNICEF supported Bangladesh's birth registration campaign in 2001, which recorded the names and birth information of 1 million babies, making it easier for them to receive social services.

In Sudan, 500,000 more people enjoyed safe drinking water in 2001 than in 2000, largely because of UNICEF-supported efforts to build wells, repair pumps and promote hygiene awareness. These efforts also boosted school attendance because children could spend more time at school and less time fetching water from faraway sources.



# HEALTHY SOCIETIES

UNICEF and the World Health Organization (WHO) in 2000 pioneered a holistic approach to preventing and treating common childhood diseases, which by the end of 2001 had been adopted by 77 countries. This Integrated Management of Childhood Illnesses initiative helps families and health centres combine strategies to control and treat malnutrition and diarrhoea and diseases such as measles and malaria.

## PROGRAMMES AIMED TO PREVENT MOTHER-TO-CHILD TRANSMISSION OF HIV/AIDS IN 47 COUNTRIES

An urgent goal of UNICEF is the prevention of mother-to-child transmission (PMTCT) of HIV/AIDS. In 2001 alone, more than 720,000 children contracted HIV from their mothers. PMTCT programmes provide women with voluntary and confidential counselling and testing, anti-retroviral drugs where needed, and counselling and support in choosing the best feeding options for their infants.

UNICEF supports PMTCT in 47 countries and is the lead agency for these efforts in several countries, including Botswana, the only nation in Africa with a national PMTCT programme. By December 2001, UNICEF had helped all the health facilities in 23 districts implement PMTCT programmes.

## 91 MILLION INFANTS PROTECTED FROM IODINE DEFICIENCY

Iodizing salt is one way to ensure that children obtain adequate iodine – a micronutrient key to preventing mental and physical retardation and losses in learning ability. Thanks to global efforts supported by UNICEF and its partners, 70 per cent of the world's households now use iodized salt, which protects 91 million newborns from iodine deficiency. Kiwanis International, a major partner in this effort, contributed over \$5.1 million to UNICEF-supported projects in 2001 through its Worldwide Service Project.

# TETANUS IMMUNIZATION

Immunization saves the lives of 2.5 million children under five each year in developing countries. Increased vaccination of women and children against tetanus helped cut deaths from the disease among newborns from 215,000 in 1999 to 200,000 in 2001, for example. Combined with the promotion of safe delivery practices, increased immunization also helped save the lives of thousands of women. Yet more than 30 million children remain unprotected against common vaccine-preventable diseases, and enormous disparities in access to vaccines exist between countries, regions and communities.

UNICEF works with governments and partners to end these disparities, strengthen immunization services and ensure that every child is vaccinated against polio, measles, diphtheria, pertussis, tuberculosis and tetanus – the six most common vaccine-preventable diseases of childhood – as well as receiving newer vaccines such as hepatitis B and *Haemophilus influenzae* type b. UNICEF also supports special campaigns during crises or where good health systems are not in place.

As part of its long-standing support to Afghanistan's health systems, for example, UNICEF provides vaccines and transportation, training and salaries for local health workers, and assistance in raising public awareness about immunization. In 2001, despite armed conflict and other challenges, UNICEF support ensured that more than 1 million children were protected against measles, about 10 million children were vaccinated against polio and about 3 million children received vitamin A supplements.


## GAVI APPROVED SUPPORT TO 53 COUNTRIES

In June 2001, UNICEF Executive Director Carol Bellamy became the Chairperson of GAVI, the Global Alliance for Vaccines and Immunization. GAVI is a ground-breaking partnership that brings together UNICEF, WHO, the World Bank, the Bill & Melinda Gates Foundation, more than 50 governments, non-governmental organizations (NGOs), foundations, research and public health institutions and the vaccine industry.

In 2001, GAVI approved applications – from 53 governments – worth more than \$500 million in new vaccines and over \$250 million for immunization services, spread over five years. To qualify for support, governments surveyed immunization services and developed plans to strengthen those services, improve injection safety and make vaccine financing sustainable.

UNICEF is the largest supplier of vaccines to developing countries – providing 40 per cent of the world's doses of vaccines for children. Bulk

SAVED 15,000 NEWBORNS





purchases of vaccines have helped to keep prices low – yet while demand has grown, production of several vaccines used in developing countries has seriously shrunk. UNICEF works with governments and producers to reduce the risk of vaccine shortages by improving forecasting, reducing wastage and promoting long-term financing.

### **80,000 ADDITIONAL LIVES SAVED WITH MEASLES IMMUNIZATION**

Measles kills 777,000 children every year. In 2001, UNICEF fought measles in more than 30 countries, helping save the lives of over 80,000 children. Efforts were particularly directed towards Africa, where most measles deaths occur. The Measles Initiative, launched by UNICEF, WHO, the American Red Cross, the Canadian International Development Agency (CIDA), the US Centers for Disease Control and Prevention (CDC) and the United Nations Foundation, immunized more than 20 million children in eight African countries and reduced annual deaths due to measles in those countries by more than 47,000.

### **POLIO VACCINE REACHED A RECORD 575 MILLION CHILDREN**

Spearheaded by UNICEF, WHO and other key partners, the campaign to eradicate polio vaccinated a record 575 million children against the disease in 2001, reducing the number of new polio cases globally by more than 80 per cent. UNICEF supplies virtually all the oral polio vaccine used in the global polio eradication effort.

Rotary International, a major partner in the Global Polio Eradication Initiative, has contributed over \$462 million to polio eradication through its PolioPlus programme, with more than \$167 million given directly to UNICEF. During the year 2001 alone, Rotary gave over \$25 million to the Initiative, including more than \$10 million to UNICEF. In addition, Rotary volunteers in 163 countries have helped to mobilize community support and to transport and administer the vaccines. Other key partners include the CDC and the Government of Japan.

In recent years, immunization has served as a gateway to providing children and women with other health basics such as vitamin A supplements, which are essential to fighting infection and disease. To support this 'immunization plus' programme, UNICEF supplied more than 540 million vitamin A capsules in 2001, mostly through grants from the Micronutrient Initiative. UNICEF also helps incorporate vitamin A supplementation into routine health care, an effort that has achieved high vitamin A coverage for children under five years old in countries such as Nepal, Niger, the Philippines and Zambia.

" We used to bury two or three children a week because of measles. This does not happen anymore."

–Serigne Dame Léye,  
Chief of Ngouye Diaraf village, Senegal



# EARLY CHILDHOOD DEVELOPMENT

Quality care and protection in a child's first years of life yield benefits that can last a lifetime. This is a time when children make great leaps in physical, social, intellectual and emotional development. To ensure their healthy growth and development, children need a health-promoting, safe environment and loving care that is responsive and stimulating. These essentials also build children's self-esteem and readiness for school.

UNICEF works to secure for every child the best possible start in life. This means nurturing children's potential and ensuring that their needs are met and that their feelings count. The majority of UNICEF offices now support early childhood programmes and activities. These cater to the 'whole child', combining interventions in many different areas for the greatest benefit, including health care, nutrition, safe water and sanitation and the provision of quality care, opportunities to play, and protection from harm and abuse.

## 20,000 YOUNG CHILD REFUGEES RECEIVED SPECIAL CARE

Maldives integrates many different activities into its 'First Steps' programme, launched as a pilot project for children aged 0-3. It helps fathers as well as mothers improve their parenting skills and attempts to end gender discrimination in the home. In Namibia's pre-school mentoring programme, kindergarten staff share know-how with less experienced colleagues. The programme covers issues such as preventing child abuse in the home and identifying and caring for children with disabilities. Child protection and psychosocial care are important activities in the United Republic of Tanzania's pre-school centres, which in 2001 catered to more than 20,000 child refugees from armed conflict in the Great Lakes region.

In Bolivia, where 12,000 parents benefited from training in how best to care for children under two, community vegetable gardens were set up to improve children's diets. The Russian Federation now has 75 certified 'baby-friendly' hospitals that promote breastfeeding – nearly double the number that were certified in 2000. And in Papua New Guinea, households learned how to map their children's health and well-being on simple illustrated forms specially created for non-literate users. The information captured on the maps has spurred family action and community projects, including the building of children's weighing centres. The project has been so successful in galvanizing community and government support that it was expanded to six provinces in 2001.

# OPMENT IN 115 COUNTRIES

## MATERNAL DEATHS HALVED IN EGYPT

Efforts to improve the lives of children are inseparable from actions to improve the lives of women. As long as 500,000 women continue to die each year from complications during pregnancy and childbirth, and many millions more suffer the dire effects of violence and discrimination, children will be in jeopardy.

In 2001, UNICEF supported programmes in 102 countries to secure women's rights to quality health care and freedom from discrimination and violence. These programmes helped reduce the death toll from tetanus and unsafe practices during childbirth. They also improved women's health and nutrition through means such as informational campaigns and iron supplementation. Many programmes engaged women and men in strategies to end the violence and harm girls and women face – including that which results from early marriage, female genital mutilation and other harmful practices. In all these efforts, which are guided by the principles contained in the Convention on the Elimination of All Forms of Discrimination against Women, UNICEF helps women take full control of their lives.

Among the year's achievements: In 14 countries, UNICEF contributed to successes in reducing tetanus. In Egypt, for example, improvements in immunization and health services for women were among measures that helped halve maternal mortality rates between 1992 and the end of 2001.

“ If I could do anything in my village, I would stop child marriages....”

– Shiv Devi, 19, participant in a gender-awareness project in India

# GIRLS' ENROLMENT INCR

A quality education is every child's right. It equips children with the knowledge, life skills and confidence to participate fully in the economic and social development of their communities and to improve their own lives. Educated children are less vulnerable to all forms of exploitation and to the deadly risks of HIV/AIDS. When children become adults, they pass on the benefits of education to their own children in terms of improved survival and development. Education is one of the best investments a nation can make and is a necessary condition for reducing poverty. Countries that have achieved sustainable economic development first educated their girls and boys.

UNICEF is firmly committed to the UN Millennium Development Goals for education: By 2015, all girls and boys will be able to complete a quality primary and secondary education; by 2005, girls and boys will be equally represented in the classroom.

## CHILD-FRIENDLY SCHOOLS SUPPORTED IN 38 COUNTRIES

'Child-friendly' schools are welcoming and effective learning environments. They protect children's health and well-being and affirm the dignity and value of each child equally. In the Philippines, UNICEF helped 200 schools join the child-friendly schools programme, which now reaches 165,000 children. A survey of 33 schools showed that the percentage of students who completed their school year increased from 80 per cent to 93 per cent from 1998/1999 to 2000/2001. In Colombia, 11,000 children were enrolled in child-friendly schools for the first time, and Tajikistan began a new child-friendly school programme in 2001 with UNICEF advice and support.

## IN BANGLADESH, 344,000 CHILD WORKERS ATTENDED SCHOOL

In Bangladesh, 344,000 child workers aged 8 to 14 either started or completed two years of basic education. The non-formal school programme, supported by UNICEF, helps prepare these children to enrol in the formal school system. UNICEF trained nearly 5,000 programme teachers and 329 supervisors.

## SCHOOLS REFURBISHED IN 61 COUNTRIES

The 2001 earthquake in the state of Gujarat, India, destroyed or damaged more than 12,000 primary schools. But within five months, UNICEF had

# EASED IN 21 COUNTRIES



© Kent Page/UNICEF

helped the state authorities set up and equip 2,000 tent schools for 400,000 children. In war-ravaged Sierra Leone, UNICEF's contribution of supplies, teacher training and rehabilitation of schools helped enrol nearly 70,000 additional children in primary schools in 2001.

### GIRLS' ENROLMENT UP IN 21 COUNTRIES

UNICEF is helping 74 countries break down the barriers that exclude girls. UNICEF-assisted programmes provide girls with scholarships and school supplies, construct separate sanitation facilities for girls and boys, promote curricula and teaching methods free of gender bias, work towards ending gender-based discrimination and violence and publicize the benefits of educating girls. Many such activities are carried out through the UN Girls' Education Initiative, a global alliance coordinated by UNICEF that aims to ensure quality education for all children.

In Ethiopia, where more than 3 million girls are out of school, girls' enrolment in grades 1-8 increased 14 per cent in 2000/2001 over the previous school year largely because of UNICEF-supported community outreach and teacher training. And in Pakistan, with UNICEF assistance, 20,000 boy scouts rallied community support for girls' education.

In Afghanistan, where girls were excluded from the official education system, UNICEF took the bold step of supporting home schools for girls and boys (*see photo, page 15*) beginning in 1999. By the end of 2001, home schools were teaching 58,000 children.

UNICEF's sustained support for girls' education has helped inspire the kind of leadership that has produced measurable results. In 2001, 21 countries reported improvements in school enrolment and retention for girls. During the year, Egypt undertook a major new push to end gender discrimination in schools, working with eight UN agencies in a partnership brokered by UNICEF. Based on a plan of action drawn up by 150 youths from across the continent, with committed support from UNICEF and governments in Africa, the Girls' Education Movement in Africa took off in 2001.



“ ...I know that girls can achieve success if they get equal opportunities to learn....”

–Safia, 17, from the Bangladesh Girl Child Project

# ADOLESCENTS LEARNED

From age 10 to 19, while their brains, bodies and social skills are developing at a fast pace, adolescents test and reaffirm their values, identity and sense of place in the world, laying important groundwork for adulthood. Young people need abundant encouragement and support to navigate this time of opportunity and risk in safety and good health. In 114 countries, UNICEF focused on the health and development of adolescents, helping them acquire knowledge and skills and participate fully in family and community life.

In the Syrian Arab Republic, for example, nearly 3,000 girls aged 10-19 enrolled in 'Back to School' classes that provide disadvantaged girls with a basic education in half the normal time. In Ukraine and other countries, UNICEF helped set up youth-friendly health services that support the emotional and physical well-being of young people.

## IN 2001, MORE ADOLESCENTS GOT INVOLVED

In UNICEF-supported initiatives around the world, children and adolescents contributed their ideas, skills and enthusiasm to planning and managing a variety of programmes. In El Salvador and Peru, hundreds of teens helped UNICEF assess emergency needs and provide psychosocial care to communities affected by earthquakes. In Yugoslavia, youth parliaments in four schools involved 2,500 students in activities that have improved school attendance, reduced smoking on school grounds and made other positive changes in students' lives. And in May 2001, young 'Change Makers' from seven South Asian nations, with UNICEF support, represented young people at a high-level meeting in Kathmandu on investing in children. The Change Makers called on corporate and government leaders to improve education and other social services.

## YOUNG PEOPLE IN 71 COUNTRIES LEARNED ABOUT AIDS

Nowhere is it more crucial to involve young people in shaping their futures than in the face of HIV/AIDS. Youths 15 to 24 years old, largely unaware of the epidemic and their own risks, account for about half of all new HIV infections. In 71 countries, young people helped educate their peers about HIV/AIDS and teach them 'life skills', such as making informed and positive decisions about their lives. UNICEF provided funds, education and training materials, advice, transportation and monitoring. This peer education reached 11,000 young people in Swaziland in 2001. In the Lao People's Democratic Republic, young workers in garment factories learned about AIDS from some 3,000 youths trained with UNICEF support.

# TO IMPROVE THEIR LIVES

In Rwanda, UNICEF helped set up 147 anti-AIDS clubs for students and out-of-school youths. Uganda's *Young Talk* and *Straight Talk* AIDS education newspapers reached 500,000 children and youths each month.

“ Now I know what I have to do to protect myself.”

–Maria, 16, participant in a UNICEF-supported AIDS awareness project in Mozambique

Around 300 young people from 26 countries discussed AIDS with international journalists in a special chatroom set up on UNICEF's Voices of Youth website during the United Nations General Assembly Special Session on HIV/AIDS in June 2001.

## THOUSANDS OF YOUNG PEOPLE ACQUIRED MEDIA SKILLS

Thousands of children and adolescents in more than 100 countries worked with broadcasters to produce quality programming for young people, aired on 9 December, the date on which the International Children's Day of Broadcasting was celebrated in 2001. Sponsored by UNICEF and several of its partners, this annual Day is the world's largest media campaign for the young.

During the year, UNICEF worked with Turner Learning to launch another global broadcasting initiative for young people: the UNICEF/CNN Student News Bureau network. This mainly school-based project trains teenagers in research and broadcast techniques to produce high-quality television reports. The best reports air on CNN Newsroom, a programme for classroom use, and the website <http://fyi.cnn.com>. In 2001, UNICEF/CNN Student News Bureaux were set up in Kyrgyzstan, Lebanon, Mexico and Nigeria.

The views of young people in Asia on issues such as child labour and HIV/AIDS began to be heard through Speak Your Mind, a multimedia project launched in December 2001 by UNICEF, MTV Networks Asia and Levi's® brand. MTV Networks Asia, which reaches 150 million households in the region, aired several programmes and set up 11 interactive websites for young people.

# PROTECTION FROM EX

Millions of children suffer exploitation, violence and abuse, their childhood lost and their future endangered. In every part of the world, children work at hazardous jobs, fall victim to sexual exploitation and domestic violence, live or work on the streets, are unjustly detained and imprisoned and are trafficked across borders for cheap labour and sex. Millions more see their lives torn apart by HIV/AIDS and armed conflict.

## HOW UNICEF HELPS

UNICEF advocates the adoption of strong protection laws and policies and helps countries implement them, by training community members and law enforcement officers, for example. During the year, UNICEF helped expand Cambodia's community-based Child Protection Networks from 52 to 225 villages. UNICEF also facilitated two major cross-border agreements to halt child trafficking – between China and Viet Nam and among Benin, Gabon, Nigeria and Togo.

Sexual exploitation and the trafficking of children gained global attention when the Second World Congress against Commercial Sexual Exploitation of Children was convened in December 2001, in Yokohama, Japan. The Congress, which produced a new plan of action, was sponsored by the Government of Japan and co-organized by the NGO ECPAT International, the NGO Group for the Convention on the Rights of the Child and UNICEF, which coordinated communication activities.

UNICEF helps children obtain education and life skills – one of the best preventives against abuse and exploitation. In areas of Brazil where child labour is prevalent, UNICEF provided supplies and helped mobilize community support for a government programme giving families school 'scholarships' or small stipends. The programme reached 790,000 children in 2001. In India's 'carpet belt', UNICEF and the IKEA® company worked with factory owners in 200 villages to ensure that child rug weavers could attend school.

Faced with mounting disease and deaths from HIV/AIDS, especially in sub-Saharan Africa, UNICEF supported programmes in 121 countries providing AIDS awareness, prevention and care. In conflict-ridden Burundi, for example, UNICEF helped 3,500 children orphaned by AIDS receive psychosocial counselling, schooling and emergency supplies. UNICEF contributed research and logistical support to the UN General Assembly Special Session on HIV/AIDS, held in June 2001.

# EXPLOITATION AND HARM

## IN SIERRA LEONE, OVER 3,600 CHILD SOLDIERS RELEASED

Alhaji, 14, was abducted by rebel soldiers in Sierra Leone when he was 10 years old and forced to fight with them until UNICEF helped secure his release two years later. "The war destroyed everything," remembers the boy, whose family has still not been located. But thanks to the NGO Caritas and other groups helping former child soldiers, Alhaji is in a foster home, studying at school and playing his favourite sports. In November 2001, partly through UNICEF support, Alhaji became the first child ever to address the UN Security Council, where he urged its members to help war-affected children in his country. "We want a better life. We want peace. We are counting on your continued support," he said.

In 2001, UNICEF helped more than 3,600 child soldiers in Sierra Leone leave army life. With UNICEF support, thousands of former child soldiers in Sierra Leone and other countries were able to rejoin their families; obtain counselling, vocational training and education; and take other steps towards reintegrating into their communities.

This support from UNICEF and its partners has made a world of difference for Alhaji. "The programme helped me feel normal again," he said. "It helped me fit into society again."

"The programme...helped me fit into society again."

–Alhaji, former child soldier in Sierra Leone





© French Committee for UNICEF/Arnaud Olzac



UNICEF/01-0212/Pirozzi

Nelson Mandela,  
Graça Machel and Kamo Masilo, 12,  
Say **YES** for Children.

# NEARLY 100 MILLION PEOPLE



UNICEF/Broadcast/HQ-2001

Tetsuko Kuroyanagi  
Says **YES** for Children.



UNICEF Philippines



UNICEF/Courtesy of Bill Gates



© Stevie Mann


Bill Gates  
Says YES for Children.

# E SAID 'YES' FOR CHILDREN

Muhammad Ali  
Says YES for Children.



UNICEF/01-0253/Leighton



© Jonathan Silvers

# GEARING UP FOR THE SPEC

UNICEF spent much of 2001 preparing for the UN General Assembly Special Session on Children, held in May 2002, the first global gathering of world leaders and children's advocates since the historic 1990 World Summit. The organization was a driving force for children's participation in the event and throughout the year hosted or supported regional consultations and other events that rallied leadership around the cause of children.

As part of this effort, UNICEF conducted interviews with some 40,000 children in 72 countries in East Asia and the Pacific, Europe and Central Asia, and Latin America and the Caribbean. The rich and complex results of the polls – in which children assessed their lives, families, schools, communities and governments – will guide UNICEF programmes and inform global policies and goals developed at the Special Session on Children and after.

## 150 COUNTRIES ASSESSED THE CONDITIONS OF CHILDREN

With UNICEF advice and support, 150 countries collected key information about children's rights and well-being to assess progress made for children since the 1990 World Summit for Children. This effort amounted to the most comprehensive study ever completed on the situation of children around the world. Largely through the use of innovative household surveys that have greatly expanded the ability of nations to collect and analyse data, nations measured their achievements against the year 2000 goals for children established at the World Summit. Many of the statistics were also reported in the summary of UNICEF's *The State of the World's Children 2002* report.

## MILLIONS SUPPORTED THE 'SAY YES FOR CHILDREN' CAMPAIGN

It was an ambitious idea that worked: UNICEF and its key partners in the Global Movement for Children set out to rally the support of people around the world for the cause of children so that their voices could be heard at the Special Session on Children. The partners identified 10 essential actions to ensure children's rights to live in health, peace and dignity – from strengthening education to fighting HIV/AIDS. They then devised a campaign in which people from all walks of life could pledge their support for these actions in person, on paper or via e-mail, indicating the three issues they considered most important. The Bill & Melinda Gates Foundation and the United Nations Foundation contributed funds to UNICEF to get the campaign off the ground.

# IAL SESSION ON CHILDREN

April 2001 saw the launch of the 'Say Yes for Children' campaign. UNICEF staff, National Committees for UNICEF, civil society organizations and other partners and volunteers – including thousands of children – coordinated rallies and events, talked to thousands of people, showed videos, distributed leaflets and inspired commitment to the cause. Children's television companies Nickelodeon and Fox Kids launched 'Say Yes' promotions that reached hundreds of millions of households throughout the world.

By May 2002, nearly 100 million people in 194 countries had joined this ongoing grass-roots effort, the largest international pledge campaign in history to endorse children's rights and well-being. The pledges – showing education as the top priority – were collected for presentation to world leaders gathered at the Special Session.

This monumental show of support for children, and demand for accountability from leaders, has already begun to catalyse action for children around the globe.

## **THE 2002 FIFA WORLD CUP™ 'SAYS YES' FOR CHILDREN**

The promotion of children's well-being through the enjoyment of sports is the focus of UNICEF's partnership with FIFA, the international governing body for football (soccer). In a strong show of support for children's right to play and recreation, FIFA in 2001 announced that its 2002 World Cup in football would be dedicated to children. The FIFA World Cup, watched by billions of viewers, took on 'Say Yes for Children' as its slogan, and its sponsors agreed to promote children's rights and 'Say Yes' in TV spots, posters and other materials shown at the televised matches and related venues. During 2001, FIFA joined UNICEF in supporting children's sports and in other ways to improve the well-being of the world's young people, including those affected by poverty and armed conflict.



# THE WORK OF NATIONAL

UNICEF's high public profile is largely due to the activities of 37 National Committees for UNICEF, the NGOs that work in industrialized countries to advocate for the fulfilment of children's rights, mobilize funds, sell UNICEF greeting cards and products, create key partnerships with private sector and other organizations and provide other invaluable support to UNICEF. (See page 51 for a list of Committees.)

## MILLIONS OF DOLLARS RAISED FOR CHILDREN

In 2001, the National Committees contributed nearly 30 per cent of UNICEF's total income, raising crucial funds for UNICEF country programmes of cooperation, including emergencies.

The Afghanistan emergency was a central focus of fund-raising activity in 2001, with an appeal in Germany bringing in 11.5 million euro (around \$10.1 million). Around 2.1 million euro (about \$1.85 million) was raised in France, where half a million leaflets about the crisis were mailed, and the Caisse d'Épargne bank group distributed donation envelopes for UNICEF emergency aid to Afghanistan to all its branches in France.

The Caisse d'Épargne bank group, in partnership with the French Committee for UNICEF, offers investment funds, called *Ecureuil 1,2,3... Futur*, of companies that protect children's rights and do not use children in exploitative labour.

The Japan Committee raised more than \$88 million in 2001, with major fund-raising campaigns focused on Afghanistan, education for children at risk, and safe water.

In the United Kingdom, the 'Growing Up Alone' campaign of 2000-2001 raised \$5 million for UNICEF programmes. The campaign, sponsored by the UK Committee for UNICEF, helped children growing up without the support of family members because of poverty, HIV/AIDS or armed conflict.

In many cases, fund-raising is supported by a strong network of volunteers, including the millions of Canadian and US children who have built the national traditions of 'Trick-or-Treat for UNICEF'. Other young volunteers include schoolchildren in Greece, who have helped raise \$550,000 for UNICEF in the last seven years, and those in Slovenia, who helped raise \$19,000 for nutrition programmes in Nepal in 2001.

Additional fund-raising efforts included an initiative by the Netherlands Committee, which succeeded in recruiting over 8,000 new pledge donors through a multimedia campaign using Sudan as the theme. In France, the Gaffé art collection was donated to the French Committee, raising over \$60



# COMMITTEES FOR UNICEF

million when sold, and in Germany, art collector Gustav Rau donated his even more valuable collection to the German Committee in order to benefit children.

The sale of UNICEF greeting cards and gifts continued to represent a steady income stream, with many National Committees, notably France, Germany, Italy, the Netherlands and the United Kingdom, increasing income from these sales in 2001.

## COMMITTEES RALLIED SUPPORT FOR CHANGING THE WORLD WITH CHILDREN

Many National Committees provided strong support to the 'Say Yes for Children' campaign and other preparations for the May 2002 UN General Assembly Special Session on Children. The Swedish National Committee, for example, sponsored a Youth Forum on child rights in April 2001. The Italian Committee helped round up an extraordinary 1.75 million pledges in support of the 'Say Yes' campaign. The Belgian and Slovenian Committees gathered 120,000 and 17,000 pledges, respectively.

Preparations for the Second World Congress against Commercial Sexual Exploitation of Children, held in Yokohama, Japan, in December 2001, were assisted by the Japan Committee. The Committee organized many events promoting the participation of young people and helped create an ongoing Children's Net, a voluntary association of children in Japan.

## YOUNG PEOPLE LEARNED ABOUT AND PROMOTED CHILDREN'S RIGHTS

Committees in Austria, Canada, Greece, Israel, the Netherlands, Slovenia and Spain sponsored programmes to help children learn about child rights and take action to improve conditions for children. In the United Kingdom, school-children learned about, and raised funds for, children in Afghanistan through a partnership with *The Times Educational Supplement*.

In Spain, 20,000 children took part in a child rights poll through Enrédate, an interactive educational website on child rights. In an unprecedented exercise in children's participation, guided by the Belgian Committee for UNICEF, 4,000 children – representing the views of 10 times as many – were consulted and directly contributed to Belgium's civil society report to the UN Committee on the Rights of the Child. Another important non-governmental report for the UN Committee, which oversees implementation of the Convention on the Rights of the Child, was drawn up with the assistance of the Swiss Committee for UNICEF.

# BUSINESSES RALLIED TO

UNICEF and its National Committees have worked with business groups for more than half a century to raise funds and influence corporate social responsibility towards children. These are just a few of the corporate partnerships formed or strengthened in 2001:

**Amway Corporation**, one of the world's leading direct-sales companies, purchased more than 500,000 UNICEF Christmas cards – our single largest order to date. Support came from Amway's Independent Business Owners across Europe. Our partnership with the **Acon Group**, one of the top retail holding companies in Japan, included promotions, customer and employee campaigns and sales of UNICEF greeting cards. The \$845,000 raised included matching donations from the Japan Committee for UNICEF. **Business and civil society leaders in Finland** raised support for girls' education under the banner of the Global Movement for Children. Leaders include the presidents of Alma Media Corporation, the European Central Bank, Finnair, Kesko Corporation and Nokia. In Ecuador, an 'affinity' credit card programme of **Diners Club International**® raised \$100,000. The partnership will be rolled out throughout Latin America. A partnership with **MasterCard International** in Latin America generated \$330,000. **Esselunga**, a leading supermarket chain in Italy, matched the donations of customers, rewarding each with a gift of UNICEF greeting cards. This brought in \$220,000 to UNICEF. **Fater**, a joint venture between Angelini Group and Procter & Gamble Italy, raised \$120,000 through a campaign linked to the sale of Pampers and other products. **FTSE (Financial Times/London Stock Exchange) International** introduced the FTSE4Good™ Index Series for socially responsible investment – the first such investment index worldwide. All companies in the index are screened by a committee of experts for ethical practices relating to human rights, the environment and shareholder relations. FTSE International will donate to UNICEF all licence fees paid by investment fund managers, with this and other areas of partnership pursued through the UK Committee for UNICEF and the US Fund for UNICEF. By the end of 2001, this partnership had raised over \$500,000 for UNICEF programmes. Since August 2000, UNICEF and **IKEA**® have been working with communities and suppliers to end hazardous child labour in the carpet belt of India, where thousands of children toil in hazardous labour. Among its suppliers, **IKEA**® has promoted a Code of Conduct, which conforms to the Convention on the Rights of the Child. During 2001, **IKEA**® also provided support to UNICEF emergency programmes and sold thousands of UNICEF greeting cards through its stores worldwide. **Manchester United**, the world's most famous football club, entered into a 'United for UNICEF' partnership to increase awareness about UNICEF's work

# THE CAUSE OF CHILDREN

and raise a minimum of £1 million (around \$1.5 million) for UNICEF-supported education programmes around the world. While on tour in Thailand, several executives and players took time out to visit the UNICEF-supported Kredtrakarn Centre in Bangkok for abused or exploited girls. Three other players took part in the activities of a 'United for UNICEF' soccer school for children in Bangkok. **Nuon**, a leading Dutch energy and water company, helped the Netherlands Committee for UNICEF raise \$226,890 for the building of community centres in Southern Sudan. For the second year in a row, the US Fund for UNICEF and **Procter & Gamble's** 'Clean up for Kids!' campaign raised over \$550,000 for 'Trick-or-Treat for UNICEF', an annual event in which children collect change for UNICEF on Halloween. This year's campaign was devoted to helping children in Afghanistan, and many Procter & Gamble employees also contributed to the cause. Over the past four years, over 21,000 pharmacies in Germany have participated in customer collection campaigns, coordinated by National Pharmaceutical Wholesalers. This raised DM 1,764,000 (approximately \$820,000) in 2001 alone. UNICEF and the international airline industry have for years teamed up in **Change for Good**<sup>®</sup>, which gives passengers a convenient way to donate their unwanted foreign currency to UNICEF. Over \$37.4 million has been donated to date. More than half these funds have been raised by members of the **oneworld**<sup>™</sup> alliance, with almost \$20 million coming in from British Airways. The conversion to the euro currency by 12 European countries, which culminated in 2002, created more opportunities to raise funds through Change for Good<sup>®</sup>, and UNICEF entered into new fund-raising partnerships with corporations such as Avis, HSBC, TotalFinaElf, and Travelex.

## UNICEF RECEIVED MORE THAN \$60 MILLION FROM AN ART BEQUEST

In 2001, UNICEF received an extraordinary legacy for children – more than \$60 million – from the sale of one of the greatest collections of modern art ever assembled, thanks to the bequest of Mme. René Gaffé, the collection's owner. Works by Léger, Magritte, Miró and Picasso – some of them not seen in public for more than 50 years – were among those sold at Christie's auction house in New York on 6 November 2001, with proceeds coming to UNICEF via the French National Committee. In connection with the auction, Christie's and UNICEF hosted a gala reception with guests of honour UN Secretary-General Kofi Annan and Mrs. Nane Annan.

# CONTRIBUTIONS TO UNICEF

## INCOME

UNICEF derives its income entirely from voluntary contributions. The two primary sources of these contributions are governments and intergovernmental organizations, and non-governmental/private sector groups and individuals.

Total contributions to UNICEF in 2001 amounted to \$1,225 million. After adjustments, \$1,218 million was recognized as income. This compares with total contributions of \$1,139 million (income of \$1,131 million) in 2000. Contributions from governments/intergovernmental organizations accounted for 64 per cent of total income (\$790 million). An additional \$399 million (33 per cent) came from non-governmental/private sector sources, while \$36 million (3 per cent) was derived from a variety of other sources, including interest income. (See charts, 'Contributions to UNICEF by source', page 32, and 'Total UNICEF income by source of funding, 2001', pages 43-47.)

### Regular resources are UNICEF's financial base

Regular resources, UNICEF's core funds, are the foundation of UNICEF country programmes of cooperation, while 'other' earmarked resources are indispensable for expanding the reach of these programmes. Regular resources allow for economies of scale to support the delivery of critical assistance to children, both in relatively stable and emergency environments. Therefore it is crucial to secure an optimal balance between regular resources and other resources (i.e., earmarked contributions). This balance will safeguard the capacity of UNICEF to assume its responsibilities in key areas contributing to the fulfilment of the UN Millennium Development Goals and to the creation of a world fit for children.

In 2001, total regular resources contributions to UNICEF were \$551 million. After adjustments, \$544 million was entered as regular resources income. This amount includes contributions from 100 governments; net income from the sale of greeting cards and gift products; funds contributed by the public (mainly through National Committees for UNICEF); and other income. (See chart, 'Top 20 donors to UNICEF regular resources, 2001', page 37.) The overall imbalance between regular resources and other resources has been further exacerbated this year, with the proportionate share of regular resources decreasing from 49 per cent of contributions in 2000 to 45 per cent in 2001.

An assured base of regular resources provides an important element of

\*All dollars referred to are US dollars.

# CEF INCREASED IN 2001\*

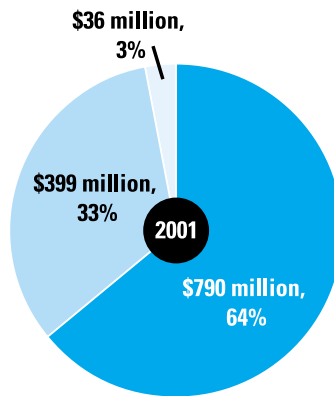


UNICEF/01-0310/Munir

UNICEF sent \$14 million worth of supplies to Afghanistan during the year.

## CONTRIBUTIONS TO UNICEF BY SOURCE

(for 2001, in US dollars)

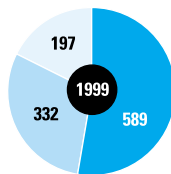


**Total \$1,225 million**

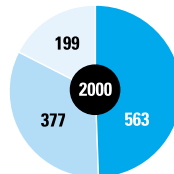
- Governments/Intergovernmental organizations
- Non-governmental/Private sector (includes contributions from UN agencies)
- Other

## UNICEF INCOME, 1999-2001

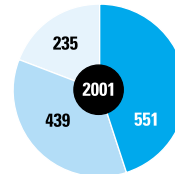
(in millions of US dollars)



**Total \$1,118 million**



**Total \$1,139 million**



**Total \$1,225 million**

- Regular resources
- Other resources (regular)
- Other resources (emergency)



predictability for UNICEF's participation in country programmes of cooperation approved by the Executive Board as well as for programme support, management and administration of the organization. These core resources make it possible for UNICEF to maintain an effective global presence and ensure long-term planning. They underlie UNICEF's sizeable strengths in human resources and expertise. While giving UNICEF staying power and continuity, regular resources also allow the organization to respond quickly to changing priorities as well as emergencies.

Regular resources support UNICEF's crucial work in helping countries meet the UN Millennium Development Goals, especially in areas where UNICEF has a comparative advantage, from immunizing children to ensuring their protection. Regular resources for direct programme activities are allocated to countries according to three criteria: under-five mortality rate (the probability of dying between birth and five years of age expressed per 1,000 live births); income level (GNP per capita); and the size of the child population. (*See chart, page 34, showing the distribution of regular resources by country.*)

### **Other resources**

The second category of UNICEF resources, known as 'other resources', is funds earmarked for special programmes and projects, including those related to global priorities such as HIV/AIDS. These resources expand the reach of country programmes of cooperation and amplify UNICEF's capacity to deliver critical assistance to children and women, including during humanitarian crises. To allow for adjustments to conditions at the field level, UNICEF negotiates for other resources contributions with as few restrictions as possible as to their use.

Contributions to other resources from governments, intergovernmental organizations and the private sector in 2001 totalled \$674 million (55 per cent of income). Of these funds, \$439 million (36 per cent of income) supported projects approved by the Executive Board for the extension of programmes funded by regular resources; and \$235 million (19 per cent of income) supported relief and rehabilitation programmes in emergency situations.

### **Government contributions**

Governments and intergovernmental organizations contributed \$790 million to UNICEF, or nearly two thirds (64 per cent) of the total funds given to the organization. At the pledging event in January 2001, 66 governments (28

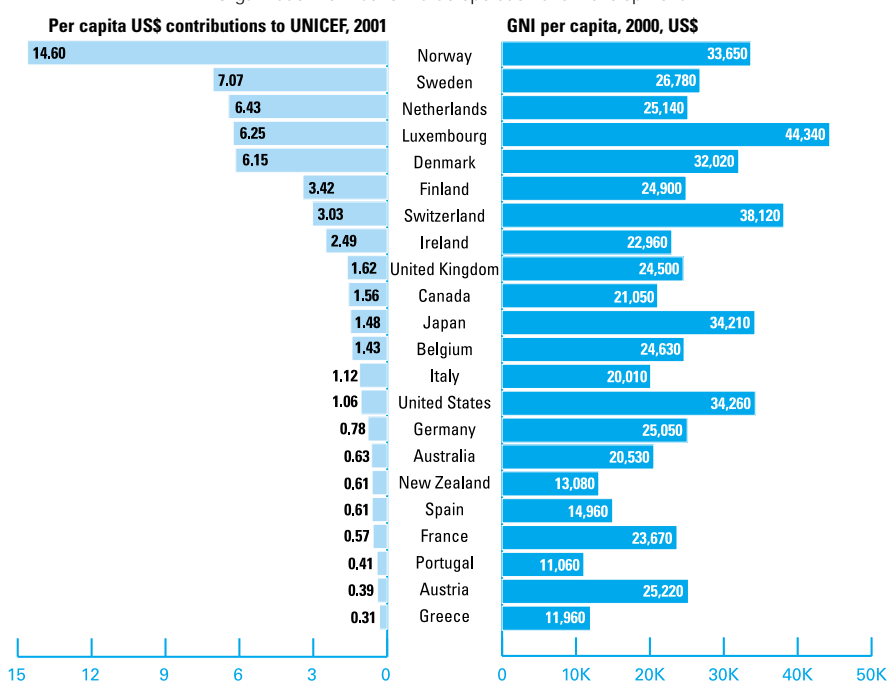
## COUNTRY PROGRAMMES: FUNDED FROM REGULAR RESOURCES

UNICEF's country programmes of cooperation are approved by the Executive Board for multi-year periods and are funded from UNICEF's regular resources, the amounts of which are shown here. UNICEF expands on these programmes, including during humanitarian crises, with restricted funds known as 'other resources'.

UNICEF cooperated with 162 countries, areas and territories in 2001: 46 in sub-Saharan Africa (ESARO and WCARO); 35 in Latin America and the Caribbean (TACRO); 34 in Asia (EAPRO and ROSA); 20 in the Middle East and North Africa (MENARO); and 27 in Central and Eastern Europe, the Commonwealth of Independent States (CEE/ CIS) and the Baltic States.	<b>Afghanistan*</b>	<b>Cuba</b>	<b>Kenya</b>	<b>Philippines</b>
	2000–2002: \$26,737,631	2002–2006: \$3,069,000	1999–2003: \$16,785,000	1999–2003: \$12,499,000
Financed from funds for regional activities: in ESARO – Seychelles; in MENARO – Libyan Arab Jamahiriya. Financed from other resources only: Croatia; Yugoslavia.	<b>Albania</b>	<b>Dem. People's Rep. of Korea</b>	<b>Kyrgyzstan</b>	<b>Rep. of Moldova</b>
	2001–2005: \$3,445,000	2001–2003: \$2,761,000	2000–2004: \$4,038,000	2002–2006: \$3,565,000
* Includes additional regular resources allocated since the Executive Board first approved the funds.	<b>Algeria*</b>	<b>Dem. Rep. of the Congo*</b>	<b>Lao People's Dem. Rep.</b>	<b>Romania</b>
	2002–2006: \$5,662,000	2000–2002: \$47,115,612	1998–2002: \$5,265,000	2000–2004: \$3,625,000
<sup>1</sup> Covers Belarus, Bulgaria, the Czech Republic, Estonia, Hungary, Latvia, Lithuania, Poland, the Russian Federation, Slovakia and Ukraine.	<b>Angola</b>	<b>Djibouti</b>	<b>Lebanon*</b>	<b>Rwanda</b>
	1999–2003: \$18,729,000	1999–2003: \$3,304,000	2002–2006: \$3,035,000	2001–2006: \$14,147,000
<sup>2</sup> Includes Antigua and Barbuda, Barbados, the British Virgin Islands, Dominica, Grenada, Montserrat, Saint Kitts and Nevis, Saint Lucia, Saint Vincent and the Grenadines, Suriname, Trinidad and Tobago, and Turks and Caicos Islands.	<b>Argentina</b>	<b>Dominican Republic</b>	<b>Lesotho</b>	<b>Sao Tome and Principe</b>
	2002–2004: \$900,000	2002–2006: \$3,625,000	2002–2007: \$5,579,000	2002–2006: \$3,090,000
<sup>3</sup> UNICEF is providing assistance for Palestinian children and women for 2001–2003 in the following areas: Jordan (\$600,000); Lebanon (\$1,050,000); Syrian Arab Republic (\$600,000); West Bank and Gaza (\$2,550,000).	<b>Armenia</b>	<b>East Timor*</b>	<b>Liberia*</b>	<b>Senegal*</b>
	2000–2004: \$3,430,000	2001–2002: \$1,518,000	2001–2002: \$2,840,000	2002–2006: \$10,309,000
<sup>4</sup> Includes Cook Islands, Federated States of Micronesia, Fiji, Kiribati, Marshall Islands, Niue, Palau, Samoa, Solomon Islands, Tokelau, Tonga, Tuvalu and Vanuatu.	<b>Azerbaijan</b>	<b>E. Caribbean Islands**</b>	<b>Madagascar</b>	<b>Sierra Leone*</b>
	2000–2004: \$4,519,000	1998–2002: \$7,159,550	2001–2003: \$14,344,000	2002–2003: \$5,512,042
UNICEF cooperated with 162 countries, areas and territories in 2001: 46 in sub-Saharan Africa (ESARO and WCARO); 35 in Latin America and the Caribbean (TACRO); 34 in Asia (EAPRO and ROSA); 20 in the Middle East and North Africa (MENARO); and 27 in Central and Eastern Europe, the Commonwealth of Independent States (CEE/ CIS) and the Baltic States.	<b>Bangladesh</b>	<b>Ecuador</b>	<b>Malawi*</b>	<b>Somalia</b>
	2001–2005: \$62,613,000	1999–2003: \$3,799,000	2002–2006: \$23,943,000	2001–2003: \$13,793,000
UNICEF cooperated with 162 countries, areas and territories in 2001: 46 in sub-Saharan Africa (ESARO and WCARO); 35 in Latin America and the Caribbean (TACRO); 34 in Asia (EAPRO and ROSA); 20 in the Middle East and North Africa (MENARO); and 27 in Central and Eastern Europe, the Commonwealth of Independent States (CEE/ CIS) and the Baltic States.	<b>Belize</b>	<b>Egypt</b>	<b>Malaysia</b>	<b>South Africa*</b>
	2002–2006: \$3,010,000	2002–2006: \$10,779,000	2002–2004: \$1,500,000	2002–2006: \$4,515,999
UNICEF cooperated with 162 countries, areas and territories in 2001: 46 in sub-Saharan Africa (ESARO and WCARO); 35 in Latin America and the Caribbean (TACRO); 34 in Asia (EAPRO and ROSA); 20 in the Middle East and North Africa (MENARO); and 27 in Central and Eastern Europe, the Commonwealth of Independent States (CEE/ CIS) and the Baltic States.	<b>Benin</b>	<b>El Salvador</b>	<b>Maldives</b>	<b>Sri Lanka</b>
	1999–2003: \$5,913,000	2002–2006: \$3,419,000	1999–2002: \$2,552,000	2002–2006: \$3,905,000
UNICEF cooperated with 162 countries, areas and territories in 2001: 46 in sub-Saharan Africa (ESARO and WCARO); 35 in Latin America and the Caribbean (TACRO); 34 in Asia (EAPRO and ROSA); 20 in the Middle East and North Africa (MENARO); and 27 in Central and Eastern Europe, the Commonwealth of Independent States (CEE/ CIS) and the Baltic States.	<b>Bhutan</b>	<b>Equatorial Guinea</b>	<b>Mali</b>	<b>Sudan</b>
	2002–2006: \$4,390,000	1999–2003: \$3,378,000	1998–2002: \$16,605,000	2002–2006: \$23,690,000
UNICEF cooperated with 162 countries, areas and territories in 2001: 46 in sub-Saharan Africa (ESARO and WCARO); 35 in Latin America and the Caribbean (TACRO); 34 in Asia (EAPRO and ROSA); 20 in the Middle East and North Africa (MENARO); and 27 in Central and Eastern Europe, the Commonwealth of Independent States (CEE/ CIS) and the Baltic States.	<b>Bolivia*</b>	<b>Eritrea</b>	<b>Mauritania*</b>	<b>Swaziland</b>
	1998–2002: \$5,210,359	2002–2006: \$6,283,000	1999–2003: \$5,474,753	2001–2005: \$3,295,000
UNICEF cooperated with 162 countries, areas and territories in 2001: 46 in sub-Saharan Africa (ESARO and WCARO); 35 in Latin America and the Caribbean (TACRO); 34 in Asia (EAPRO and ROSA); 20 in the Middle East and North Africa (MENARO); and 27 in Central and Eastern Europe, the Commonwealth of Independent States (CEE/ CIS) and the Baltic States.	<b>Bosnia and Herzegovina</b>	<b>Ethiopia*</b>	<b>Mauritius</b>	<b>Syrian Arab Republic**</b>
	2002–2004: \$1,881,000	2002–2006: \$81,016,784	2001–2003: \$1,500,000	2002–2006: \$4,823,000
UNICEF cooperated with 162 countries, areas and territories in 2001: 46 in sub-Saharan Africa (ESARO and WCARO); 35 in Latin America and the Caribbean (TACRO); 34 in Asia (EAPRO and ROSA); 20 in the Middle East and North Africa (MENARO); and 27 in Central and Eastern Europe, the Commonwealth of Independent States (CEE/ CIS) and the Baltic States.	<b>Botswana</b>	<b>Gabon</b>	<b>Mexico</b>	<b>Tajikistan</b>
	2000–2002: \$2,073,000	2002–2006: \$3,100,000	2002–2006: \$3,430,000	2000–2004: \$6,080,000
UNICEF cooperated with 162 countries, areas and territories in 2001: 46 in sub-Saharan Africa (ESARO and WCARO); 35 in Latin America and the Caribbean (TACRO); 34 in Asia (EAPRO and ROSA); 20 in the Middle East and North Africa (MENARO); and 27 in Central and Eastern Europe, the Commonwealth of Independent States (CEE/ CIS) and the Baltic States.	<b>Brazil</b>	<b>Gambia</b>	<b>Mongolia</b>	<b>Thailand</b>
	2002–2006: \$3,705,000	1999–2003: \$3,594,000	2002–2006: \$4,309,000	2002–2006: \$4,689,000
UNICEF cooperated with 162 countries, areas and territories in 2001: 46 in sub-Saharan Africa (ESARO and WCARO); 35 in Latin America and the Caribbean (TACRO); 34 in Asia (EAPRO and ROSA); 20 in the Middle East and North Africa (MENARO); and 27 in Central and Eastern Europe, the Commonwealth of Independent States (CEE/ CIS) and the Baltic States.	<b>Burkina Faso</b>	<b>Georgia</b>	<b>Morocco</b>	<b>The former Yugoslav Rep. of Macedonia</b>
	2001–2005: \$19,140,000	2001–2005: \$3,380,000	2002–2006: \$6,983,000	2002–2004: \$1,836,000
UNICEF cooperated with 162 countries, areas and territories in 2001: 46 in sub-Saharan Africa (ESARO and WCARO); 35 in Latin America and the Caribbean (TACRO); 34 in Asia (EAPRO and ROSA); 20 in the Middle East and North Africa (MENARO); and 27 in Central and Eastern Europe, the Commonwealth of Independent States (CEE/ CIS) and the Baltic States.	<b>Burundi*</b>	<b>Ghana</b>	<b>Mozambique</b>	<b>Togo</b>
	2002–2004: \$8,120,000	2001–2005: \$17,165,000	2002–2006: \$36,288,000	1997–2001: \$5,000,000
UNICEF cooperated with 162 countries, areas and territories in 2001: 46 in sub-Saharan Africa (ESARO and WCARO); 35 in Latin America and the Caribbean (TACRO); 34 in Asia (EAPRO and ROSA); 20 in the Middle East and North Africa (MENARO); and 27 in Central and Eastern Europe, the Commonwealth of Independent States (CEE/ CIS) and the Baltic States.	<b>Cambodia</b>	<b>Guatemala</b>	<b>Myanmar</b>	<b>Tunisia</b>
	2001–2005: \$15,583,000	2002–2006: \$4,639,000	2001–2005: \$33,010,000	2002–2006: \$3,329,000
UNICEF cooperated with 162 countries, areas and territories in 2001: 46 in sub-Saharan Africa (ESARO and WCARO); 35 in Latin America and the Caribbean (TACRO); 34 in Asia (EAPRO and ROSA); 20 in the Middle East and North Africa (MENARO); and 27 in Central and Eastern Europe, the Commonwealth of Independent States (CEE/ CIS) and the Baltic States.	<b>Cameroon*</b>	<b>Guinea</b>	<b>Namibia</b>	<b>Turkey</b>
	1998–2002: \$6,544,967	2002–2006: \$11,966,000	2002–2005: \$2,584,000	2001–2005: \$4,500,000
UNICEF cooperated with 162 countries, areas and territories in 2001: 46 in sub-Saharan Africa (ESARO and WCARO); 35 in Latin America and the Caribbean (TACRO); 34 in Asia (EAPRO and ROSA); 20 in the Middle East and North Africa (MENARO); and 27 in Central and Eastern Europe, the Commonwealth of Independent States (CEE/ CIS) and the Baltic States.	<b>Cape Verde</b>	<b>Guinea-Bissau*</b>	<b>Nepal</b>	<b>Turkmenistan</b>
	2000–2004: \$3,115,000	1998–2002: \$4,676,197	2002–2006: \$21,606,000	2000–2004: \$4,288,000
UNICEF cooperated with 162 countries, areas and territories in 2001: 46 in sub-Saharan Africa (ESARO and WCARO); 35 in Latin America and the Caribbean (TACRO); 34 in Asia (EAPRO and ROSA); 20 in the Middle East and North Africa (MENARO); and 27 in Central and Eastern Europe, the Commonwealth of Independent States (CEE/ CIS) and the Baltic States.	<b>CEE, CIS and Baltic States<sup>1</sup></b>	<b>Guyana</b>	<b>Nicaragua</b>	<b>Uganda</b>
	2002: \$3,500,000	2001–2005: \$3,275,000	2002–2006: \$4,509,000	2001–2005: \$26,088,000
UNICEF cooperated with 162 countries, areas and territories in 2001: 46 in sub-Saharan Africa (ESARO and WCARO); 35 in Latin America and the Caribbean (TACRO); 34 in Asia (EAPRO and ROSA); 20 in the Middle East and North Africa (MENARO); and 27 in Central and Eastern Europe, the Commonwealth of Independent States (CEE/ CIS) and the Baltic States.	<b>Central African Rep.</b>	<b>Haiti*</b>	<b>Niger</b>	<b>United Rep. of Tanzania</b>
	2002–2006: \$7,732,000	2002–2006: \$9,868,000	2000–2004: \$31,672,000	2002–2006: \$37,793,000
UNICEF cooperated with 162 countries, areas and territories in 2001: 46 in sub-Saharan Africa (ESARO and WCARO); 35 in Latin America and the Caribbean (TACRO); 34 in Asia (EAPRO and ROSA); 20 in the Middle East and North Africa (MENARO); and 27 in Central and Eastern Europe, the Commonwealth of Independent States (CEE/ CIS) and the Baltic States.	<b>Chad</b>	<b>Honduras</b>	<b>Nigeria</b>	<b>Uruguay</b>
	2001–2005: \$12,204,000	2002–2006: \$4,260,000	2002–2007: \$123,706,000	2002–2004: \$1,800,000
UNICEF cooperated with 162 countries, areas and territories in 2001: 46 in sub-Saharan Africa (ESARO and WCARO); 35 in Latin America and the Caribbean (TACRO); 34 in Asia (EAPRO and ROSA); 20 in the Middle East and North Africa (MENARO); and 27 in Central and Eastern Europe, the Commonwealth of Independent States (CEE/ CIS) and the Baltic States.	<b>Chile</b>	<b>India*</b>	<b>Oman</b>	<b>Uzbekistan</b>
	2002–2004: \$1,800,000	1999–2002: \$127,774,502	2001–2003: \$1,500,000	2000–2004: \$8,070,000
UNICEF cooperated with 162 countries, areas and territories in 2001: 46 in sub-Saharan Africa (ESARO and WCARO); 35 in Latin America and the Caribbean (TACRO); 34 in Asia (EAPRO and ROSA); 20 in the Middle East and North Africa (MENARO); and 27 in Central and Eastern Europe, the Commonwealth of Independent States (CEE/ CIS) and the Baltic States.	<b>China</b>	<b>Indonesia</b>	<b>Pacific Islands<sup>1</sup></b>	<b>Venezuela</b>
	2001–2005: \$60,349,000	2001–2005: \$25,442,000	2002: \$2,000,000	1998–2002: \$4,250,000
UNICEF cooperated with 162 countries, areas and territories in 2001: 46 in sub-Saharan Africa (ESARO and WCARO); 35 in Latin America and the Caribbean (TACRO); 34 in Asia (EAPRO and ROSA); 20 in the Middle East and North Africa (MENARO); and 27 in Central and Eastern Europe, the Commonwealth of Independent States (CEE/ CIS) and the Baltic States.	<b>Colombia</b>	<b>Iran</b>	<b>Pakistan</b>	<b>Viet Nam</b>
	2002–2007: \$5,075,000	2000–2004: \$3,902,000	1999–2003: \$56,943,000	2001–2005: \$20,324,000
UNICEF cooperated with 162 countries, areas and territories in 2001: 46 in sub-Saharan Africa (ESARO and WCARO); 35 in Latin America and the Caribbean (TACRO); 34 in Asia (EAPRO and ROSA); 20 in the Middle East and North Africa (MENARO); and 27 in Central and Eastern Europe, the Commonwealth of Independent States (CEE/ CIS) and the Baltic States.	<b>Comoros</b>	<b>Iraq</b>	<b>Panama</b>	<b>Yemen*</b>
	2002: \$684,000	2002–2004: \$5,233,000	2002–2006: \$2,100,000	2002–2006: \$19,001,229
UNICEF cooperated with 162 countries, areas and territories in 2001: 46 in sub-Saharan Africa (ESARO and WCARO); 35 in Latin America and the Caribbean (TACRO); 34 in Asia (EAPRO and ROSA); 20 in the Middle East and North Africa (MENARO); and 27 in Central and Eastern Europe, the Commonwealth of Independent States (CEE/ CIS) and the Baltic States.	<b>Congo*</b>	<b>Jamaica</b>	<b>Papua New Guinea*</b>	<b>Zambia*</b>
	2001–2002: \$1,930,000	2002–2006: \$3,020,000	1998–2002: \$4,365,230	2002–2006: \$18,198,000
UNICEF cooperated with 162 countries, areas and territories in 2001: 46 in sub-Saharan Africa (ESARO and WCARO); 35 in Latin America and the Caribbean (TACRO); 34 in Asia (EAPRO and ROSA); 20 in the Middle East and North Africa (MENARO); and 27 in Central and Eastern Europe, the Commonwealth of Independent States (CEE/ CIS) and the Baltic States.	<b>Costa Rica</b>	<b>Jordan<sup>1</sup></b>	<b>Paraguay</b>	<b>Zimbabwe</b>
	2002–2006: \$3,030,000	1998–2002: \$4,250,000	2002–2006: \$3,380,000	2000–2004: \$8,391,000
UNICEF cooperated with 162 countries, areas and territories in 2001: 46 in sub-Saharan Africa (ESARO and WCARO); 35 in Latin America and the Caribbean (TACRO); 34 in Asia (EAPRO and ROSA); 20 in the Middle East and North Africa (MENARO); and 27 in Central and Eastern Europe, the Commonwealth of Independent States (CEE/ CIS) and the Baltic States.	<b>Côte d'Ivoire</b>	<b>Kazakhstan</b>	<b>Peru</b>	
	2002: \$3,367,000	2000–2004: \$4,500,000	2001–2005: \$4,418,000	

## PER CAPITA CONTRIBUTIONS\* TO UNICEF COMPARED WITH PER CAPITA GNI

Member countries of the Development Assistance Committee (DAC) of the Organization for Economic Co-operation and Development



\*Includes contributions from government and private sector donors.

**Sources:** Income figures from UNICEF. Gross National Income (GNI) per capita and population figures from *The State of the World's Children 2002*.

donor and 38 programme governments) pledged or indicated tentative pledges to UNICEF regular resources – 11 more governments than pledged in 2000. Thirty countries made multi-year pledges, and 15 countries provided improved information on payment schedules. Both of these actions enhanced the organization's ability to predict income and cash flow, which facilitates better management of financial resources.

The United States remained the largest government donor to UNICEF, providing a total of \$216 million. Its annual regular resources contribution was \$110 million. (See chart, 'Top 20 donors to UNICEF regular resources, 2001', page 37.)

Japan improved its standing from third to second largest government donor, contributing a total of \$98 million, with \$26 million going to regular resources.

The United Kingdom was UNICEF's third largest donor government in 2001, with a total of \$74 million, about \$25 million of which went to regular resources.

The Netherlands, which contributed \$69 million, \$32 million of which was for regular resources, was the fourth largest government donor.

The four Nordic countries – Norway (ranked fifth in terms of total government contribution), Sweden (ranked sixth), Denmark (ranked ninth) and Finland (ranked tenth) – continued to be strong supporters of UNICEF and remained among the top 10 government donors to UNICEF by contributing \$64 million, \$60 million, \$31 million and \$14 million, respectively. Norway retained its number two position, after the United States, in contributions to UNICEF regular resources and continues to provide the highest per capita contribution to the organization.

Canada (ranked seventh) and Italy (ranked eighth) contributed \$38 million and \$36 million, respectively, in 2001.

Among intergovernmental agencies, the highest contribution to overall resources – about \$16 million – came from the European Commission Humanitarian Office.

Programme countries also contribute to UNICEF core resources. In 2001, 73 non-OECD countries made contributions – six more countries than in 2000.

## EXPENDITURES

The Executive Director authorizes expenditures to meet recommendations for programme assistance approved by the Executive Board. The pace of expenditure in any country depends on the speed of programme implementation.

In 2001, UNICEF's total expenditures, including write-offs, amounted to \$1,246 million (compared with \$1,103 million in 2000). Of these expenditures, \$1,157 million (93 per cent) was for country programmes of cooperation, \$81 million (6 per cent) was for management and administration of the organization, and about \$8 million (1 per cent) was for write-offs and other charges. The substantial increase in expenditures in 2001 is a result of a 17 per cent increase in other resources, enhanced absorption capacity in large programmes in Africa and implementation of various emergency programmes. Another factor in this increase has been the stabilization of UNICEF management operating systems, which allow for better planning and an improved pace of resources commitment. (*See chart, page 38, for UNICEF direct programme assistance by priorities, 2001.*)

## TOP 20 DONORS TO UNICEF REGULAR RESOURCES, 2001

<b>Governments</b>	<b>Contributions</b> (in US\$ thousands)	<b>Per capita contribution</b> (in US\$)	<b>Committees for UNICEF</b>	<b>Contributions</b> (in US\$ thousands)	<b>Per capita contribution</b> (in US\$)
United States	109,758	0.39	Japan	66,332	0.52
Norway	34,510	7.72	Germany	28,620	0.35
Netherlands	31,744	2.00	Netherlands	24,928	1.57
Sweden	29,748	3.36	Italy	21,352	0.37
Japan	25,596	0.20	France	18,156	0.31
United Kingdom	24,638	0.41	Spain	12,923	0.32
Denmark	22,456	4.22	United States	9,463	0.03
Italy	11,621	0.20	United Kingdom	8,093	0.14
Finland	10,480	2.03	Switzerland	7,103	0.99
Switzerland	9,551	1.33	Republic of Korea	3,967	0.08
Canada	8,599	0.28	Portugal	3,356	0.34
France	6,631	0.11	Hong Kong	3,228	0.47
Germany	3,870	0.05	Belgium	2,841	0.28
Ireland	3,463	0.91	Greece	2,628	0.25
Belgium	3,131	0.31	Finland	2,101	0.41
Australia	2,625	0.14	Denmark	1,625	0.31
Spain	1,606	0.04	Austria	1,319	0.16
Republic of Korea	1,500	0.03	Sweden	1,305	0.15
China	1,217	0.001	Slovenia	916	0.46
Saudi Arabia	1,000	0.05	Norway	835	0.19

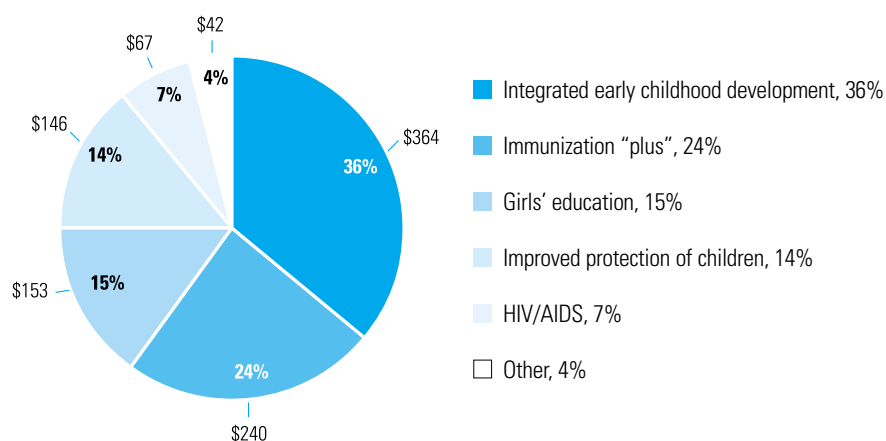
### TOP THREE GOVERNMENT DONORS

*in total funds: United States, Japan, United Kingdom*

*in total funds, per person: Norway, Sweden, Denmark*

**Sources:** 2001 contribution figures from UNICEF. Per capita contribution was calculated from population figures in *The State of the World's Children 2002*.

### UNICEF DIRECT PROGRAMME ASSISTANCE BY PRIORITIES, 2001\*



\*Excludes programme support. Figures in millions of dollars.

### Biennial Support Budget 2000-2001

In September 1999, the UNICEF Executive Board approved the Biennial Support Budget for 2000-2001. This is a no-growth budget over the 1998-1999 biennium, achieved through efficiency measures implemented in the framework of the Management Excellence Programme. In this budget, the organization has been able to maximize resources for programmes and enhance the strategic focus of headquarters operations to better contribute to the achievement of the priorities outlined in the Medium-Term Plan (MTP) 1998–2001. In real terms, the Biennial Support Budget for 2000-2001 registered a reduction of 4 per cent over the 1998-1999 biennium.

The Support Budget comprises two categories: 1) programme support for country and regional offices and a small part of headquarters operations that assists programme development and delivery; and 2) management and administration, covering those parts of headquarters that carry out functions of executive direction, organizational policy, external relations, management of information, and financial and human resources administration. The support budget for headquarters in 2000-2001 decreased by 4 per cent over the 1998–1999 biennium and by close to 9 per cent over the 1996-1997 period in real terms, following a continuing trend of decentralization and work process improvements. Management and administration amounted to 6 per cent of total expenditure for 2000-2001.



# ENSURING ORGANIZATIONAL EXCELLENCE



UNICEF/01-0080/Bronstein

The Medium-Term Plan (MTP) for the period 1998-2001 identified priority interventions aimed at strengthening organizational capacity and programme performance in the areas of human resources management, supply operations and integrated management information systems. The sections below highlight key achievements in 2001.

## **UNICEF supplied 40 per cent of global vaccine doses for children**

Operating one of the largest supply networks in the UN system, UNICEF globally procured \$596 million worth of supplies in 2001, compared with \$502 million in 2000.

Supplies – including medicines, vaccines, micronutrients, medical and education support and emergency aid – are a fundamental component of UNICEF country programmes of cooperation. In 2001, 'offshore' procurement through the Copenhagen office and New York headquarters accounted for \$357 million. Supplies worth \$239 million were obtained through local and regional sources in developing countries. Eight of UNICEF's top 20 supplier countries were those where UNICEF supports programmes for children.

UNICEF procures 40 per cent of the world's doses of vaccines for children and is the main vaccine supplier to developing countries. The organization plays a crucial role in vaccine procurement and supply for the Global Alliance for Vaccines and Immunization (GAVI). The global procurement of vaccines amounted to \$261 million in 2001, compared with \$121 million in 2000. This increase was partly due to the introduction of hepatitis B and *Haemophilus influenzae* type b (Hib) vaccines under GAVI. Ensuring vaccine security – the sustained supply of affordable vaccines – continued to be a high priority.

Medicines and micronutrients remained an important segment of UNICEF supply support to countries. New kits for education and recreation activities were introduced to streamline UNICEF support in these critical areas. Water supply and sanitation supplies, the second largest commodity group, amounted to \$55 million.

The operation of regional support centres has improved timely delivery of supplies, especially for emergency situations. A dedicated Emergency Team has been set up to ensure coordination and rapid delivery of supplies. Emergency preparedness planning has led UNICEF to mobilize and pre-position essential supplies on short notice, as for example during the Afghanistan emergency.

UNICEF was one of the first UN agencies to deliver emergency supplies to Afghan children. In the last quarter of the year, the organization conducted more than 100 land convoys and 41 airlifts of food, shelter, education, nutrition and other emergency commodities – worth \$14 million – to Afghanistan.

### **Integrated IT systems improved information management**

Over the last several years, UNICEF has introduced several information management systems: ProMS (Programme Manager System, which includes field office human resources and payroll information); FLS (Financial and Logistic System); and IMIS (Integrated Management Information System, covering headquarters human resources, international staff and New York headquarters payroll). These systems, increasingly stable, are making core information on regional and country programmes more accessible to headquarters and more widely shared among all offices.

Overall management of the information technology (IT) infrastructure and operations improved during 2001, with key components of the IT infrastructure monitored under Enterprise Management software and processes. The global IP (Internet Protocol)-based wide area network has expanded to cover three quarters of all field offices.

Response to the events of 11 September 2001 was fast and effective and resulted in minimum downtime to global public Internet connectivity. All systems were functioning globally within 48 hours. The organization has taken steps to further strengthen IT emergency preparedness.

Use of UNICEF's Intranet has grown by 250 per cent over 2000. The UNICEF website, [www.unicef.org](http://www.unicef.org), registered an increase from 3 million to close to 5 million 'hits' monthly, increasing UNICEF's visibility and outreach, particularly during emergencies.

### Staff encouraged to broaden skills

In 2001, UNICEF continued to enhance staff members' management and leadership capabilities through activities that focused on three areas: the rights-based approach to programme implementation, cooperation with other UN agencies in UN reform initiatives, and emergency preparedness.

Around 85 per cent of UNICEF's 6,000 posts are located in field offices, a distribution that allows UNICEF staff to gain important expertise in field operations. In order to broaden their experience and knowledge, staff members are encouraged to rotate to posts that are in different geographic locations or fields of expertise. Through a rotation exercise in 2001, 150 staff were placed in new posts. UNICEF also launched a Young Professionals Programme, which nurtures fresh talent for future leadership and management positions, and continued work on the new Succession Management Project, which will identify the best-qualified professionals to fill key positions.

## UNICEF EXECUTIVE BOARD

*1 January to 31 December 2002*

UNICEF is governed by a 36-member Executive Board, an intergovernmental body that establishes policies, approves programmes and decides on administrative and financial plans and budgets. Members are elected by the United Nations Economic and Social Council and normally serve a three-year term.

### OFFICERS FOR 2002:

#### President:

H.E. Mr. Andrés Franco (Colombia)

#### Vice-Presidents:

Mr. Olivier Chave (Switzerland)

H.E. Mr. Crispin Grey Johnson (Gambia)

H.E. Mr. Murari Raj Sharma (Nepal)

Mr. Marius Ioan Dragolea (Romania)

### MEMBERS OF THE BOARD:

*Terms of office expiring on:*

**31 December 2002:** Australia, Côte d'Ivoire, Cuba, Germany, Guinea, India, Islamic Republic of Iran, Italy, Romania, Trinidad and Tobago, United States of America

**31 December 2003:** Armenia, Colombia, Democratic Republic of the Congo, Gabon, Gambia, Indonesia, Japan, Lao People's Democratic Republic, Madagascar, Morocco, Norway, Portugal, Sweden, Yemen

**31 December 2004:** China, Ecuador, France, Ireland, Jamaica, Lesotho, Nepal, Netherlands, Russian Federation, Slovenia, Switzerland

## TOTAL UNICEF INCOME BY SOURCE OF FUNDING, 2001<sup>1</sup>

COUNTRIES, AREAS, AND TERRITORIES	Governmental Contributions		Private Sector Contributions				TOTAL
	Regular Resources	Other Resources <sup>2</sup>	National Committees		Other Contributions		
			Regular Resources <sup>3</sup>	Other Resources <sup>2</sup>	Regular Resources <sup>3</sup>	Other Resources <sup>2</sup>	
<b>Albania</b>					29		29
<b>Algeria</b>	20,000				649	21,430	42,079
<b>Andorra</b>	14,000	76,112	154,181	176,642			420,935
<b>Angola</b>					12,000		12,000
<b>Argentina</b>					(436,325)	2,700,888	2,264,563
<b>Australia</b>	2,625,059	6,853,461	64,451	2,463,053			12,006,024
<b>Austria</b>	971,050	222	1,319,411	853,671			3,144,353
<b>Azerbaijan</b>						100,000	100,000
<b>Bahamas</b>	1,600						1,600
<b>Bangladesh</b>	34,500	219,227				34,041	287,768
<b>Barbados</b>	4,000				868		4,868
<b>Belarus</b>	15,000						15,000
<b>Belgium</b>	3,130,824	6,652,490	2,841,460	2,055,960	595		14,681,329
<b>Belize</b>	37,879						37,879
<b>Benin</b>					644		644
<b>Bhutan</b>	12,100						12,100
<b>Bolivia</b>		878,160			(51,594)		826,566
<b>Botswana</b>	9,376				75		9,451
<b>Brazil</b>					1,220,831	6,186,799	7,407,630
<b>British Virgin Islands</b>	1,500						1,500
<b>Bulgaria</b>	(10)		46,438				46,428
<b>Burkina Faso</b>	1,428				2,224		3,652
<b>Burundi</b>	1,170						1,170
<b>Cameroon</b>					171		171
<b>Cayman Islands</b>					20,000		20,000
<b>Cape Verde</b>					3,108		3,108
<b>Canada</b>	8,598,690	29,625,563	461,189	5,273,407		(7,620)	43,951,229
<b>Chad</b>		22,986			505		23,490
<b>Chile</b>	77,000	20,000			142,465	119,705	359,170
<b>China</b>	1,216,542				74,151	150,255	1,440,947
<b>Colombia</b>	452,500	(478)			436,505	418,433	1,306,960
<b>Comoros</b>					4,621		4,621
<b>Congo</b>	8,000						8,000
<b>Costa Rica</b>	53,381					7,032	60,413
<b>Côte d'Ivoire</b>					84,152		84,152
<b>Croatia</b>					133,615		133,615
<b>Cuba</b>	25,000					3,154	28,154
<b>Cyprus</b>	2,400				285,218		287,618
<b>Czech Republic</b>			172,901				172,901
<b>Democratic People's Republic of Korea</b>	30,375						30,375
<b>Democratic Republic of the Congo</b>					2,977		2,977
<b>Denmark</b>	22,456,000	8,249,911	1,624,580	407,937			32,738,428
<b>Djibouti</b>					1,123		1,123
<b>Dominican Republic</b>		52,028			48,536	3,373	103,936
<b>Ecuador</b>	22,254				230,507	123,066	375,827
<b>Egypt</b>	23,110	192,038			20,541		235,690



## TOTAL UNICEF INCOME BY SOURCE OF FUNDING, 2001<sup>1</sup>

COUNTRIES, AREAS, AND TERRITORIES	Governmental Contributions		Private Sector Contributions				TOTAL
	Regular Resources	Other Resources <sup>2</sup>	National Committees		Other Contributions		
			Regular Resources <sup>3</sup>	Other Resources <sup>2</sup>	Regular Resources <sup>3</sup>	Other Resources <sup>2</sup>	
<b>El Salvador</b>	25,000						25,000
<b>Estonia</b>		35,672	103,470				139,142
<b>Ethiopia</b>	35,915				28,537	29,058	93,510
<b>Fiji</b>	(10)						(10)
<b>Finland</b>	10,479,775	3,275,950	2,101,194	1,833,545			17,690,465
<b>France</b>	6,631,233	1,731,529	18,156,089	7,370,267			33,889,118
<b>Gabon</b>					10,232		10,232
<b>Gambia</b>	511				445		955
<b>Georgia</b>	1,000	1,000					2,000
<b>Germany</b>	3,869,795	609,767	28,620,479	30,411,223	53	105,083	63,616,401
<b>Ghana</b>	10,000					2,532	12,532
<b>Gibraltar</b>					14,728		14,728
<b>Greece</b>	265,000		2,628,224	400,549			3,293,773
<b>Guinea-Bissau</b>					707		707
<b>Guyana</b>	2,940						2,940
<b>Honduras</b>	25,795				6,379		32,174
<b>Hong Kong</b>			3,228,098	2,434,071			5,662,169
<b>Hungary</b>			218,328				218,328
<b>Iceland</b>	110,529				16,874		127,404
<b>India</b>	649,140				(6,730)	2,183	644,593
<b>Indonesia</b>	75,000				281,500	(5,098)	351,402
<b>Iran (Islamic Republic of)</b>	53,500				218,230		271,730
<b>Ireland</b>	3,462,990	4,289,599	608,093	1,098,525	120		9,459,327
<b>Israel</b>	60,000	60,000	19,673				139,673
<b>Italy</b>	11,621,260	24,757,632	21,351,935	6,748,923			64,479,750
<b>Jamaica</b>	1,538				3,529		5,068
<b>Japan</b>	25,596,000	72,006,910	66,332,402	21,648,438	8,459		185,592,208
<b>Jordan</b>	14,124						14,124
<b>Kenya</b>				22,670			22,670
<b>Kuwait</b>	200,000						200,000
<b>Lao People's Democratic Republic</b>	5,350						5,350
<b>Latvia</b>	5,000		13,161				18,161
<b>Lebanon</b>		132,911			131,646	275,657	540,214
<b>Lesotho</b>	(2,590)				736		(1,854)
<b>Liechtenstein</b>	3,933	73,323					77,255
<b>Lithuania</b>			37,291				37,291
<b>Luxembourg</b>	424,800	534,002	632,153	1,138,732			2,729,688
<b>Madagascar</b>	5,505	78,840					84,345
<b>Malawi</b>	160				8,664		8,824
<b>Malaysia</b>	84,000				767	2	84,769
<b>Maldives</b>	7,500						7,500
<b>Malta</b>					2,107		2,107
<b>Mauritania</b>					3,207		3,207
<b>Mauritius</b>	7,855					9,523	17,377
<b>Mexico</b>	200,943	25,457			87,815	1,079,032	1,393,247
<b>Monaco</b>	16,000				78,714		94,714
<b>Mongolia</b>	11,000						11,000

# TOTAL UNICEF INCOME BY SOURCE OF FUNDING, 2001<sup>1</sup>

COUNTRIES, AREAS, AND TERRITORIES	Governmental Contributions		Private Sector Contributions				TOTAL
	Regular Resources	Other Resources <sup>2</sup>	National Committees		Other Contributions		
			Regular Resources <sup>3</sup>	Other Resources <sup>2</sup>	Regular Resources <sup>3</sup>	Other Resources <sup>2</sup>	
<b>Morocco</b>	2,421				258,771	42,655	303,847
<b>Mozambique</b>					3,046		3,046
<b>Myanmar</b>	3,435						3,435
<b>Namibia</b>					44	(2,098)	(2,053)
<b>Nauru</b>	3,000						3,000
<b>Nepal</b>						1,094	1,094
<b>Netherlands</b>	31,744,375	37,062,263	24,927,930	8,241,236			101,975,805
<b>New Zealand</b>	960,696	1,316,816		34,453			2,311,964
<b>Nicaragua</b>	15,000	122,990					137,990
<b>Niger</b>					358		358
<b>Nigeria</b>		(1,728)			315,336	103,094	416,702
<b>Norway</b>	34,509,975	29,805,394	834,716	89,787			65,239,872
<b>Oman</b>	60,000	41,667					101,667
<b>Pakistan</b>	89,411				(62,584)		26,828
<b>Panama</b>	35,086	1,056,104			69,079	16,000	1,176,269
<b>Paraguay</b>					7,934	1,818	9,752
<b>Peru</b>	10,000				175,166	45,945	231,111
<b>Philippines</b>	54,778	(2,548)			344,802	621,749	1,018,781
<b>Poland</b>	71,000	80,046	257,031				408,077
<b>Portugal</b>	200,000	218,393	3,355,791	360,161			4,134,346
<b>Qatar</b>		10,000					10,000
<b>Republic of Korea</b>	1,500,000		3,967,239	909,699		4,300	6,381,238
<b>Republic of Moldova</b>						2,872	2,872
<b>Romania</b>	10,071						10,071
<b>Russian Federation</b>	500,000						500,000
<b>Rwanda</b>					1,337		1,337
<b>Samoa</b>	1,000						1,000
<b>San Marino</b>			2,329	14,848			17,177
<b>Saudi Arabia</b>	1,000,000				280,412		1,280,412
<b>Senegal</b>		22,598			150,901	10	173,509
<b>Singapore</b>	50,000	344			224,777	83,296	358,417
<b>Slovakia</b>			184,544				184,544
<b>Slovenia</b>	10,000		915,697	232,055			1,157,751
<b>South Africa</b>	50,332	300,564				21,000	371,896
<b>Spain</b>	1,605,550	140,111	12,922,551	9,741,192			24,409,404
<b>Sri Lanka</b>	15,175					7,038	22,213
<b>Sudan</b>						23,735	23,735
<b>Suriname</b>		346,154					346,154
<b>Swaziland</b>	1,248						1,248
<b>Sweden</b>	29,747,520	30,357,788	1,305,166	1,078,164	846		62,489,483
<b>Switzerland</b>	9,550,600	1,759,287	7,102,997	3,256,297	47,441		21,716,623
<b>Syrian Arab Republic</b>	5,289	10,000			2,490		17,780
<b>Thailand</b>	47,221	30,855			155,616	1,604,272	1,837,964
<b>The former Yugoslav Republic of Macedonia</b>	2,500						2,500
<b>Togo</b>					6,491		6,491
<b>Trinidad and Tobago</b>	4,902						4,902
<b>Tunisia</b>	44,755				16,767		61,522

## TOTAL UNICEF INCOME BY SOURCE OF FUNDING, 2001<sup>1</sup>

COUNTRIES, AREAS, AND TERRITORIES	Governmental Contributions		Private Sector Contributions				TOTAL
	Regular Resources	Other Resources <sup>2</sup>	National Committees		Other Contributions		
			Regular Resources <sup>3</sup>	Other Resources <sup>2</sup>	Regular Resources <sup>3</sup>	Other Resources <sup>2</sup>	
<b>Turkey</b>	120,000	5,000	330,455	20,160			475,615
<b>Uganda</b>		25,000			17,432		42,432
<b>Ukraine</b>						25,000	25,000
<b>United Arab Emirates</b>	100,000						100,000
<b>United Kingdom</b>	24,637,760	49,244,268	8,092,781	14,464,771			96,439,580
<b>United Republic of Tanzania</b>					29,066		29,066
<b>United States of America</b>	109,758,000	106,619,304	9,463,165	36,559,531		55,500	262,455,500
<b>Uruguay</b>					97	570,077	570,174
<b>Venezuela</b>	47,004				118,157	308,241	473,403
<b>Viet Nam</b>	13,709					3,338	17,047
<b>Yemen</b>	16,730				367		17,097
<b>Yugoslavia</b>					117,301		117,301
<b>Zambia</b>					31,126		31,126
<b>Zimbabwe</b>					1,092		1,092
<b>Miscellaneous</b>					7,711,873 <sup>4</sup>	0	7,711,874
<b>SUBTOTAL</b>	<b>350,403,763</b>	<b>419,024,979</b>	<b>224,397,591</b>	<b>159,317,299</b>	<b>13,183,124</b>	<b>14,897,463</b>	<b>1,181,224,218</b>
<b>UN system, intergovernmental and non-governmental contributors</b>							
<b>AGFUND</b>		50,000					50,000
<b>American Red Cross</b>						125,000	125,000
<b>Bernard van Leer Foundation, Netherlands</b>						50,000	50,000
<b>Columbia University, New York City</b>						1,609,200	1,609,200
<b>Council of Europe</b>		14,406					14,406
<b>European Commission</b>		3,541,026					3,541,026
<b>European Commission Humanitarian Office</b>		16,351,884					16,351,884
<b>International Development Research Centre</b>						3,151,175	3,151,175
<b>Joint UN Programme on HIV/AIDS (UNAIDS)</b>						3,896,639	3,896,639
<b>Netaid.org Foundation</b>						86,316	86,316
<b>Office of UN High Commissioner for Human Rights</b>						237,300	237,300
<b>Office of UN High Commissioner for Refugees</b>						260,542	260,542
<b>OPEC Fund</b>		350,000					350,000
<b>Organization for Security and Co-operation in Europe</b>		75,000					75,000
<b>Organization of African Unity (OAU)</b>		552					552
<b>Program for Appropriate Technology in Health (PATH)</b>						1,000,000	1,000,000
<b>Rotary International</b>						10,724,206	10,724,206
<b>Tetsuko Kuroyanagi, Japan</b>					2,479,675		2,479,675

## TOTAL UNICEF INCOME BY SOURCE OF FUNDING, 2001<sup>1</sup>

OTHER CONTRIBUTORS	Governmental Contributions		Private Sector Contributions				TOTAL
	Regular Resources	Other Resources <sup>2</sup>	National Committees		Other Contributions		
			Regular Resources <sup>3</sup>	Other Resources <sup>2</sup>	Regular Resources <sup>3</sup>	Other Resources <sup>2</sup>	
UN Department of Peace-keeping Operations						203,777	203,777
UN Development Programme (UNDP)						309,810	309,810
UN Drug Control Programme						2,620	2,620
United Nations Foundation, Inc.						20,271,699	20,271,699
UN Mission in Eritrea						24,000	24,000
UN Office for the Coordination of Humanitarian Affairs (OCHA)						657,870	657,870
UN Office of the Iraq Programme						150,000	150,000
UN Population Fund (UNFPA)						400,000	400,000
UN Secretariat						9,622,607	9,622,607
UNESCO						41,198	41,198
The Vaccine Fund						4,666,881	4,666,881
World Bank						100,000	100,000
World Food Programme						28,940	28,940
World Health Organization (WHO)						3,009,824	3,009,824
World University Service of Canada						917,607	917,607
<b>SUBTOTAL</b>							<b>84,425,153</b>
Adjustments to prior years <sup>5</sup>	681,408	(567,665)				389,173	(463,734)
Other income							36,164,080
Less cost of goods delivered and other expenses <sup>6</sup>							(76,414,870)
Less items related to biennium support costs							(7,888,423)
<b>GRAND TOTAL</b>							<b>1,217,549,342</b>

### NOTES:

<sup>1</sup> All contributions shown in US dollars; amounts have been rounded throughout.

<sup>2</sup> Includes funds for emergency programmes.

<sup>3</sup> Private Sector Division (PSD) income included.

<sup>4</sup> Miscellaneous income primarily consists of private sector income where the source is not individually identified.

<sup>5</sup> Includes refunds and adjustments to income recognized in previous years.

<sup>6</sup> Cost of goods delivered and other operating expenses incurred by the Private Sector Division, excluding commission retained by sales partners.

# GLOBAL PARTNERSHIPS

**‘Say Yes for Children’ and Global Movement for Children (GMC):** Founding partners of GMC (BRAC, Netaid.org Foundation, Plan International, Save the Children, UNICEF, World Vision), FIFA, Fox Kids, Bill & Melinda Gates Foundation (Gates Foundation), International Council of the National Academy of Television Arts and Sciences, Nickelodeon, UNF ~ **United Nations Girls’ Education Initiative:** DFID, Parthenon Trust, ActionAid, Aga Khan Foundation, Campaign for Female Education (CamFed), Voluntary Service Overseas (VSO) and other non-governmental organizations. UN partners include ILO, UNAIDS, UNDP, UNESCO, UNFPA, UNHCR, UNIFEM, United Nations Development Group Office, United Nations Division for the Advancement of Women and United Nations Department of Economic and Social Affairs, WFP, WHO, World Bank ~ **Education/Girls’ Education:** Norway, UNESCO, United Nations Girls’ Education Initiative, World Bank ~ **Early Childhood Development:** Bernard van Leer Foundation, Consultative Group on Early Childhood Care and Development, PAHO, Third Millennium Foundation, UNESCO, WFP, WHO ~ **Women’s Health and Safe Motherhood:** Asian Development Bank, CARE, Columbia University and Gates Foundation, DFID, JHPIEGO Corporation (Maternal and Neonatal Health Program), Save the Children, Sida, UNFPA, USAID, WHO, World Bank ~ **Child Nutrition:** Netherlands, CIDA, USAID, WFP, World Bank ~ **Iodine Deficiency Disorders:** Network for the Sustained Elimination of Iodine Deficiency (CDC, China Salt Industry Association, European Salt Producers’ Association, International Council for the Control of Iodine Deficiency Disorders, Kiwanis International, The Micronutrient Initiative, Rollins School of Public Health of Emory University [USA], Salt Institute, UNICEF, WHO), Australia, Canada, Germany, Japan, Netherlands, United States, Asian Development Bank, Gates Foundation, Japan Fund for Poverty Reduction, Kiwanis International, USAID, WFP, World Bank ~ **Maternal and Neonatal Tetanus Elimination:** Japan, Basic Support for Institutionalizing Child Survival, Becton, Dickinson and Company, Gates Foundation, PATH, Save the Children/USA, UNFPA, US Fund for UNICEF, WHO ~ **Malaria Prevention:** France, Italy, Netherlands, DFID, JICA, UNDP, USAID, WHO, World Bank, World Vision ~ **Water, Sanitation and Hygiene:** Japan, Netherlands, DFID, International Reference Centre for Water and Sanitation, USAID, Water Supply and Sanitation Collaborative Council, WHO ~ **GAVI:** More than 50 governments, global vaccine producers, research and public health institutes, Children’s Vaccine Program at PATH and other NGOs, Gates Foundation, WHO, World Bank ~ **Global Polio Eradication Initiative:** Japan, United States, CDC, CIDA, Gates Foundation, Rotary International, UNF, USAID, WHO, corporate partners ~ **Vitamin A:** Canada, Japan, Netherlands, United Kingdom, United States, Global Alliance for Improved Nutrition, Helen Keller International, International Vitamin A Consultative Group, The Micronutrient Initiative, WHO ~ **Measles:** WHO, American Red Cross, Red Cross and Red Crescent societies worldwide, CIDA, CDC, UNF, PAHO, March of Dimes, Ani and Narod Memorial Fund ~ **Preventing Gender Discrimination and Promoting Gender Equality:** Ireland, Netherlands, CIDA, DFID, ICRC, OCHA, UNDP, UNFPA, UNHCR, UNIFEM, USAID ~



# AND COLLABORATIONS

**Fighting HIV/AIDS:** CDC, CIDA, Elizabeth Glazer Paediatric AIDS Foundation, Family Health International, Médecins Sans Frontières, Plan International, Population Council, UNAIDS, UNF/UNFIP, USAID ~ **Protecting Children from Exploitation, Violence and Abuse:** ECPAT International, ILO, ICRC, International Society for Prevention of Child Abuse and Neglect, IOM, NGO Committee on the Rights of the Child, NGO Group on the Convention on the Rights of the Child, Office of the United Nations High Commissioner for Human Rights, Office of the Special Representative of the Secretary-General for Children and Armed Conflict, Plan International, Save the Children Alliance, UNAIDS, UNHCR, WHO ~ **Children in Armed Conflict:** Donor countries, Amnesty International, CARE, Coalition to Stop the Use of Child Soldiers, Hague Appeal for Peace, Human Rights Watch, Human Security Trust Fund, IASC, International Campaign to Ban Landmines, International Rescue Committee, NGO Committee on UNICEF sub-working group on children and armed conflict, Norwegian Refugee Council, OCHA IDP Unit, Quaker UN Office, Representative of the Secretary-General on Internally Displaced Persons, Terre des Hommes, UN Department of Peacekeeping Operations, UN Special Rapporteurs, Women's Commission for Refugee Women and Children, World Vision ~ **Adolescent Development and Participation:** CARE, CIDA, DFID, JICA, Save the Children, Sida, UNAIDS, UNFIP, UNFPA, USAID ~ **Media and Broadcasting:** BBC World Service, CNN Student Bureaux, Levi's®, MTV Asia, Reuters "Africa Journal," [www.allAfrica.com](http://www.allAfrica.com)

## ACRONYMS

**BRAC** (Bangladesh Rural Advancement Committee), **CARE** (Cooperative for American Relief Everywhere, Inc.), **CDC** (Centers for Disease Control and Prevention, USA), **CIDA** (Canadian International Development Agency, Government of Canada), **DFID** (Department for International Development, Government of the United Kingdom), **ECPAT International** (End Child Prostitution, Child Pornography and the Trafficking of Children for Sexual Purposes), **FIFA** (Fédération Internationale de Football Association), **GAVI** (Global Alliance for Vaccines and Immunization), **IASC** (Inter-Agency Standing Committee), **ICRC** (International Committee of the Red Cross), **ILO** (International Labour Organization), **IOM** (International Organization for Migration), **JICA** (Japan International Cooperation Agency), **NGO** (non-governmental organization), **OCHA IDP** (Office for the Coordination of Humanitarian Affairs/Internally Displaced Persons), **PAHO** (Pan American Health Organization), **PATH** (Program for Appropriate Technology in Health), **Sida** (Swedish International Development Cooperation Agency, Government of Sweden), **UNAIDS** (Joint United Nations Programme on HIV/AIDS), **UNDP** (United Nations Development Programme), **UNESCO** (United Nations Educational, Scientific and Cultural Organization), **UNF** (United Nations Foundation), **UNFIP** (United Nations Fund for International Partnerships), **UNFPA** (United Nations Population Fund), **UNHCR** (Office of the United Nations High Commissioner for Refugees), **UNIFEM** (United Nations Development Fund for Women), **USAID** (United States Agency for International Development), **WFP** (World Food Programme), **WHO** (World Health Organization)

# UNICEF IS AT WORK

## HEADQUARTERS AND REGIONAL OFFICES

Headquarters, *New York, USA*

Regional Office for Europe, *Geneva, Switzerland*

Central and Eastern Europe, Commonwealth of Independent States and Baltic States Regional Office, *Geneva, Switzerland*

Eastern and Southern Africa Regional Office, *Nairobi, Kenya*

West and Central Africa Regional Office, *Abidjan, Côte d'Ivoire*

The Americas and Caribbean Regional Office, *Panama City, Panama*

East Asia and the Pacific Regional Office, *Bangkok, Thailand*

Middle East and North Africa Regional Office, *Amman, Jordan*

Office for Japan, *Tokyo, Japan*

Brussels Office, *Belgium*

Innocenti Research Centre, *Florence, Italy*

## LOCATIONS OF FIELD OFFICES

### The Americas and the Caribbean

Antigua and Barbuda  
Argentina  
Barbados  
Belize  
Bolivia  
Brazil  
British Virgin Islands  
Chile  
Colombia  
Costa Rica  
Cuba  
Dominica  
Dominican Republic  
Ecuador  
El Salvador  
Grenada  
Guatemala  
Guyana  
Haiti  
Honduras  
Jamaica  
Mexico  
Montserrat  
Nicaragua  
Panama  
Paraguay  
Peru  
Saint Kitts and Nevis

Saint Lucia  
Saint Vincent and the  
Grenadines  
Suriname  
Trinidad and Tobago  
Turks and Caicos Islands  
Uruguay  
Venezuela

### Central and Eastern Europe, Commonwealth of Independent States and the Baltic States

Albania  
Armenia  
Azerbaijan  
Belarus  
Bosnia and Herzegovina  
Bulgaria  
Croatia  
Czech Republic  
Estonia  
Georgia  
Hungary  
Kazakhstan  
Kyrgyzstan  
Latvia  
Lithuania  
Poland  
Republic of Moldova

Romania  
Russian Federation  
Slovakia  
Tajikistan  
The former Yugoslav  
Republic of Macedonia  
Turkey  
Turkmenistan  
Ukraine  
Uzbekistan  
Yugoslavia

### East Asia and the Pacific

Cambodia  
China  
Cook Islands  
Democratic People's  
Republic of Korea  
East Timor  
Fiji  
Indonesia  
Kiribati  
Lao People's Democratic  
Republic  
Malaysia  
Marshall Islands  
Micronesia (Federated  
States of)  
Mongolia  
Myanmar

# AROUND THE WORLD

Niue  
Palau  
Papua New Guinea  
Philippines  
Samoa  
Solomon Islands  
Thailand  
Tokelau  
Tonga  
Tuvalu  
Vanuatu  
Viet Nam

## **Eastern and Southern Africa**

Angola  
Botswana  
Burundi  
Comoros  
Eritrea  
Ethiopia  
Kenya  
Lesotho  
Madagascar  
Malawi  
Mauritius  
Mozambique  
Namibia  
Rwanda  
Seychelles  
Somalia  
South Africa  
Swaziland

Uganda  
United Republic of Tanzania  
Zambia  
Zimbabwe

## **Middle East and North Africa**

Algeria  
Bahrain  
Djibouti  
Egypt  
Iraq  
Islamic Republic of Iran  
Jordan  
Kuwait  
Lebanon  
Libyan Arab Jamahiriya  
Morocco  
Oman  
Qatar  
Saudi Arabia  
Sudan  
Syrian Arab Republic  
Tunisia  
United Arab Emirates  
West Bank and Gaza  
Yemen

## **South Asia**

Afghanistan  
Bangladesh  
Bhutan

India  
Maldives  
Nepal  
Pakistan  
Sri Lanka

## **West and Central Africa**

Benin  
Burkina Faso  
Cameroon  
Cape Verde  
Central African Republic  
Chad  
Congo  
Côte d'Ivoire  
Democratic Republic of the Congo  
Equatorial Guinea  
Gabon  
Gambia  
Ghana  
Guinea  
Guinea-Bissau  
Liberia  
Mali  
Mauritania  
Niger  
Nigeria  
Sao Tome and Principe  
Senegal  
Sierra Leone  
Togo

## **NATIONAL COMMITTEES FOR UNICEF**

Andorra  
Australia  
Austria  
Belgium  
Bulgaria  
Canada  
Czech Republic  
Denmark  
Estonia  
Finland  
France  
Germany  
Greece

Hong Kong  
Hungary  
Ireland  
Israel  
Italy  
Japan  
Latvia  
Lithuania  
Luxembourg  
Netherlands  
New Zealand  
Norway  
Poland

Portugal  
Republic of Korea  
San Marino  
Slovakia  
Slovenia  
Spain  
Sweden  
Switzerland  
Turkey  
United Kingdom  
United States of America



UNICEF/01-0264/Pirozzi

# International Celebrity Spokespersons

- LORD RICHARD ATTENBOROUGH**, Goodwill Ambassador  
**HARRY BELAFONTE**, Goodwill Ambassador (*shown in photo above, with his wife, Julie, and South African children.*)  
**JUDY COLLINS**, Special Representative for the Performing Arts  
**MIA FARROW**, Special Representative  
**JULIO IGLESIAS**, Special Representative for the Performing Arts  
**JOHANN OLAV KOSS**, Special Representative for Sports  
**TETSUKO KUROYANAGI**, Goodwill Ambassador  
**LEON LAI**, Special Representative to Youth  
**ROGER MOORE**, Goodwill Ambassador  
**NANA MOUSKOURI**, Special Representative for the Performing Arts  
**YOUSSOU N'DOUR**, Special Representative for the Performing Arts  
**VANESSA REDGRAVE**, Special Representative for the Performing Arts  
**SEBASTIÃO SALGADO**, Special Representative  
**SUSAN SARANDON**, Special Representative  
**VENDELA THOMMESSEN**, International Spokesperson  
**SIR PETER USTINOV**, Goodwill Ambassador  
**MAXIM VENGEROV**, Envoy for Music  
**GEORGE WEAH**, Special Representative for Sports

# MISSION STATEMENT

**UNICEF** is mandated by the United Nations General Assembly to advocate for the protection of children's rights, to help meet their basic needs and to expand their opportunities to reach their full potential.

**UNICEF** is guided by the Convention on the Rights of the Child and strives to establish children's rights as enduring ethical principles and international standards of behaviour towards children.

**UNICEF** insists that the survival, protection and development of children are universal development imperatives that are integral to human progress.

**UNICEF** mobilizes political will and material resources to help countries, particularly developing countries, ensure a "first call for children" and to build their capacity to form appropriate policies and deliver services for children and their families.

**UNICEF** is committed to ensuring special protection for the most disadvantaged children – victims of war, disasters, extreme poverty, all forms of violence and exploitation and those with disabilities.

**UNICEF** responds in emergencies to protect the rights of children. In coordination with United Nations partners and humanitarian agencies, UNICEF makes its unique facilities for rapid response available to its partners to relieve the suffering of children and those who provide their care.

**UNICEF** is non-partisan and its cooperation is free of discrimination. In everything it does, the most disadvantaged children and the countries in greatest need have priority.

**UNICEF** aims, through its country programmes, to promote the equal rights of women and girls and to support their full participation in the political, social and economic development of their communities.

**UNICEF** works with all its partners towards the attainment of the sustainable human development goals adopted by the world community and the realization of the vision of peace and social progress enshrined in the Charter of the United Nations.



